

Outdoor Recreation Satellite Account (ORSA)

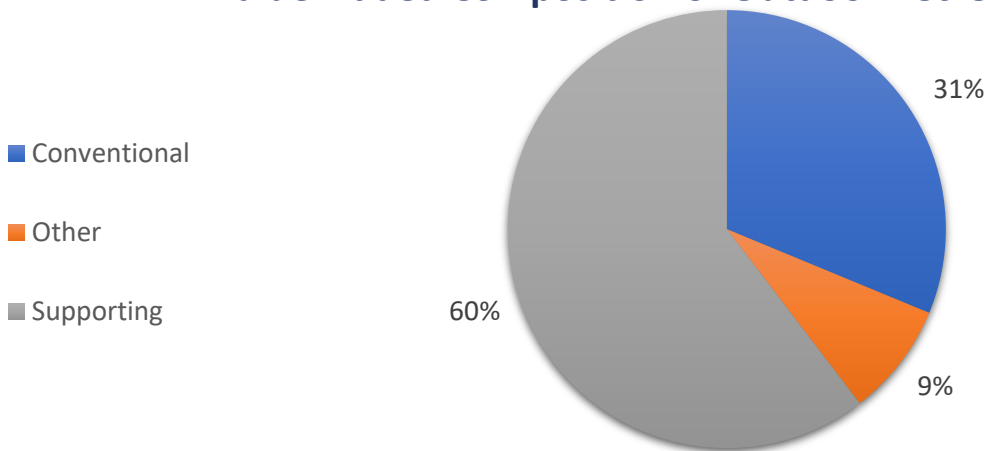


2021—Wyoming

Value added [gross domestic product]		Employment		Compensation	
ORSA total	Share of state	ORSA total	Share of state	ORSA total	Share of state
\$1.5 billion	3.6%	15,285 jobs	5.4%	\$0.7 billion	3.4%

Value Added by Select ORSA Activity [Thousands of dollars]				
Activity	2019	2020	2021	State rank
Snow Activities	128,495	95,369	108,258	12
RVing	70,817	80,429	85,947	44
Hunting/Shooting/Trapping	62,940	50,328	44,556	43
Boating/Fishing	44,159	63,301	43,728	50
Equestrian	40,159	30,824	33,820	41
Motorcycling/ATVing	15,862	16,380	20,708	46
Climbing/Hiking/Tent Camping	15,127	17,557	19,525	46
Bicycling	2,517	3,120	3,650	50
Recreational Flying	3,015	2,012	2,773	47

Value-Added Composition of Outdoor Recreation Activities



Conventional ORSA activities include traditional outdoor activities, such as camping, hiking, boating, and hunting.

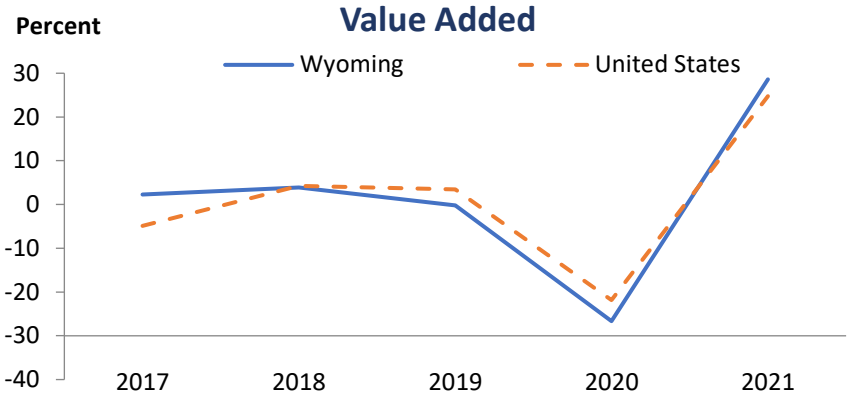
Other ORSA activities include those that take place outside, such as gardening and outdoor concerts.

Supporting ORSA activities are those that contribute to the core activities and include such things as construction, travel and tourism, local trips, and government expenditures.

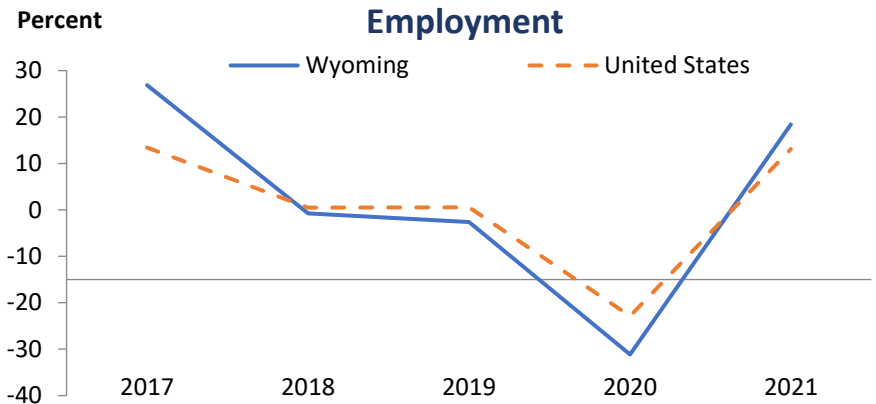
Outdoor Recreation Satellite Account (ORSA)



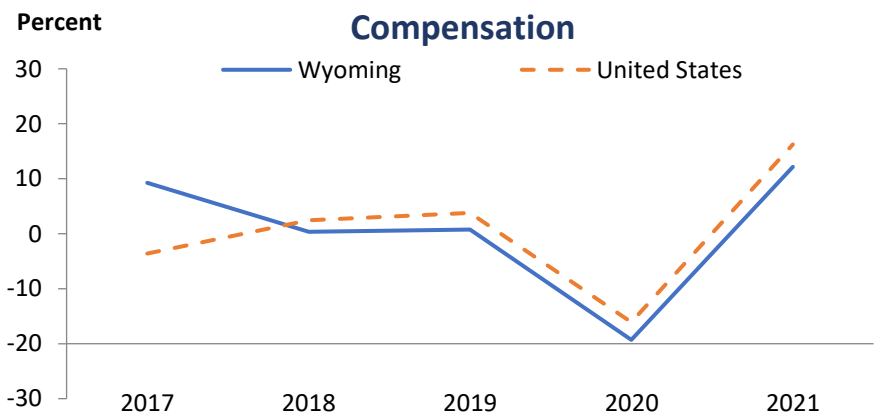
In 2021, Wyoming ranked 46th among all states in ORSA value added and 6th among all states in ORSA value-added growth. Since 2020, ORSA value added has grown 28.6 percent in Wyoming, compared with an increase of 24.7 percent for the United States.



In 2021, Wyoming ranked 47th among all states in ORSA employment and 3rd among all states in ORSA employment growth. Since 2020, ORSA employment has grown 18.4 percent in Wyoming, compared with an increase of 13.1 percent for the United States.



In 2021, Wyoming ranked 46th among all states in ORSA compensation and 47th among all states in ORSA compensation growth. Since 2020, ORSA compensation has grown 12.2 percent in Wyoming, compared with an increase of 16.2 percent for the United States. Average compensation per wage-and-salary job in Wyoming ORSA industries was \$43,125 in 2021, compared with \$69,096 for all salaried jobs in the state.



ORSA value added consists of the gross output of an industry less its intermediate inputs; the contribution of an industry to gross domestic product.

ORSA employment consists of all wage-and-salary jobs in which workers are engaged in the production of ORSA goods and services.

ORSA compensation consists of the remuneration (including wages and salaries as well as benefits, such as employer contributions to pension and health funds) payable to employees in return for their ORSA work during a given year.