

Outdoor Recreation Satellite Account (ORSA)

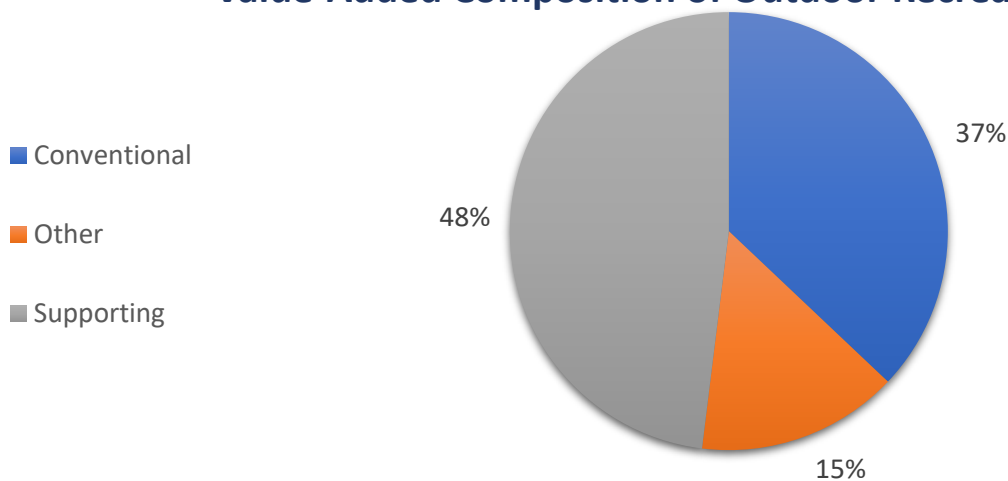


2021—Oklahoma

Value added [gross domestic product]		Employment		Compensation	
ORSA total	Share of state	ORSA total	Share of state	ORSA total	Share of state
\$4.3 billion	2.0%	44,368 jobs	2.6%	\$2.0 billion	1.8%

Value Added by Select ORSA Activity [Thousands of dollars]				
Activity	2019	2020	2021	State rank
RVing	206,324	234,449	300,464	24
Boating/Fishing	205,721	296,581	235,611	31
Equestrian	141,239	117,073	131,639	23
Motorcycling/ATVing	75,818	83,225	96,926	26
Hunting/Shooting/Trapping	76,136	82,182	87,281	36
Climbing/Hiking/Tent Camping	29,751	30,993	43,143	32
Bicycling	14,163	16,837	19,123	31
Snow Activities	19,100	17,208	18,099	38
Recreational Flying	18,183	12,630	15,286	19

Value-Added Composition of Outdoor Recreation Activities



Conventional ORSA activities include traditional outdoor activities, such as camping, hiking, boating, and hunting.

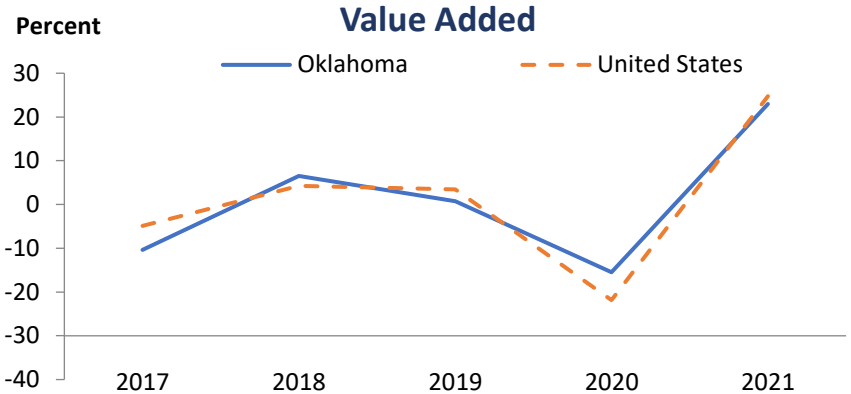
Other ORSA activities include those that take place outside, such as gardening and outdoor concerts.

Supporting ORSA activities are those that contribute to the core activities and include such things as construction, travel and tourism, local trips, and government expenditures.

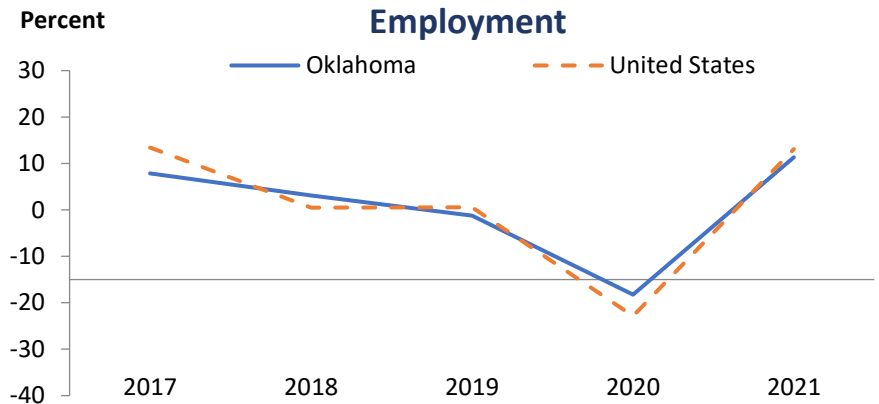
Outdoor Recreation Satellite Account (ORSA)



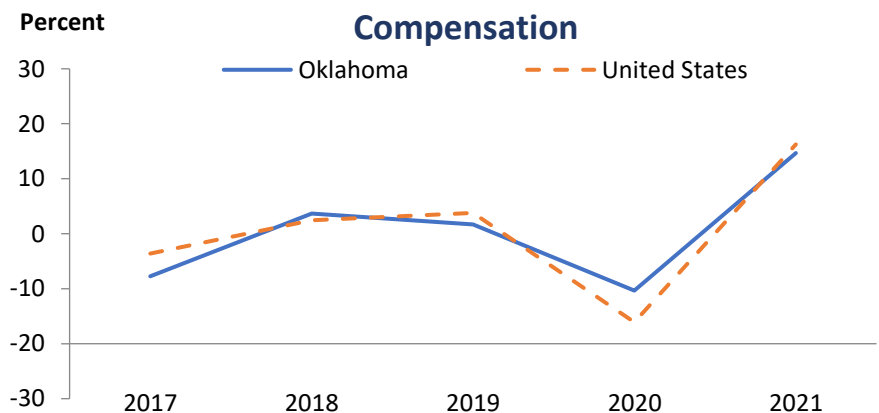
In 2021, Oklahoma ranked 32nd among all states in ORSA value added and 30th among all states in ORSA value-added growth. Since 2020, ORSA value added has grown 23 percent in Oklahoma, compared with an increase of 24.7 percent for the United States.



In 2021, Oklahoma ranked 32nd among all states in ORSA employment and 41st among all states in ORSA employment growth. Since 2020, ORSA employment has grown 11.3 percent in Oklahoma, compared with an increase of 13.1 percent for the United States.



In 2021, Oklahoma ranked 31st among all states in ORSA compensation and 34th among all states in ORSA compensation growth. Since 2020, ORSA compensation has grown 14.7 percent in Oklahoma, compared with an increase of 16.2 percent for the United States. Average compensation per wage-and-salary job in Oklahoma ORSA industries was \$45,532 in 2021, compared with \$65,123 for all salaried jobs in the state.



ORSA value added consists of the gross output of an industry less its intermediate inputs; the contribution of an industry to gross domestic product.

ORSA employment consists of all wage-and-salary jobs in which workers are engaged in the production of ORSA goods and services.

ORSA compensation consists of the remuneration (including wages and salaries as well as benefits, such as employer contributions to pension and health funds) payable to employees in return for their ORSA work during a given year.