

Outdoor Recreation Satellite Account (ORSA)

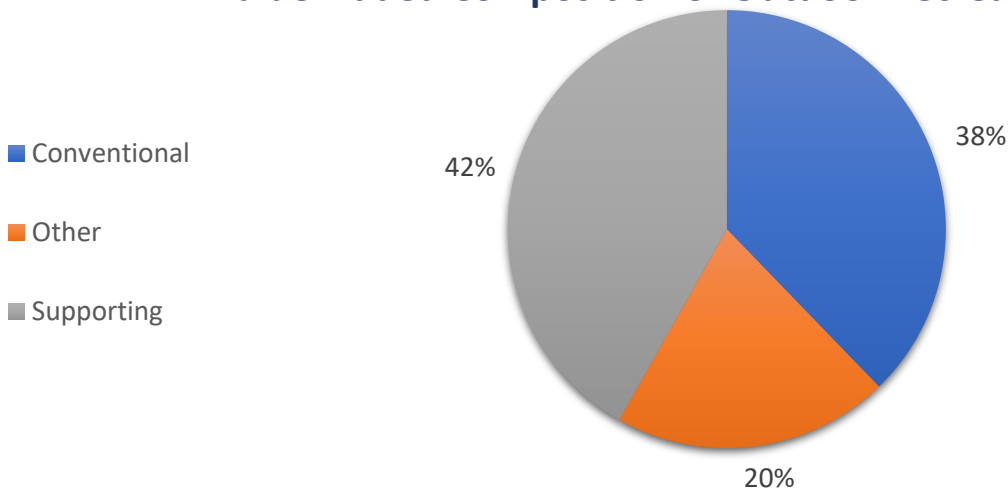


2021—Ohio

Value added [gross domestic product]		Employment		Compensation	
ORSA total	Share of state	ORSA total	Share of state	ORSA total	Share of state
\$12.8 billion	1.7%	137,845 jobs	2.5%	\$6.5 billion	1.6%

Value Added by Select ORSA Activity [Thousands of dollars]				
Activity	2019	2020	2021	State rank
RVing	596,687	745,681	954,801	5
Boating/Fishing	509,411	715,907	582,146	18
Motorcycling/ATVing	199,824	235,253	266,627	8
Hunting/Shooting/Trapping	206,466	234,753	263,400	15
Equestrian	193,334	179,858	206,950	11
Climbing/Hiking/Tent Camping	124,793	130,852	168,785	7
Snow Activities	81,819	73,905	69,777	16
Bicycling	45,576	54,827	62,526	16
Recreational Flying	24,577	21,447	25,401	9

Value-Added Composition of Outdoor Recreation Activities



Conventional ORSA activities include traditional outdoor activities, such as camping, hiking, boating, and hunting.

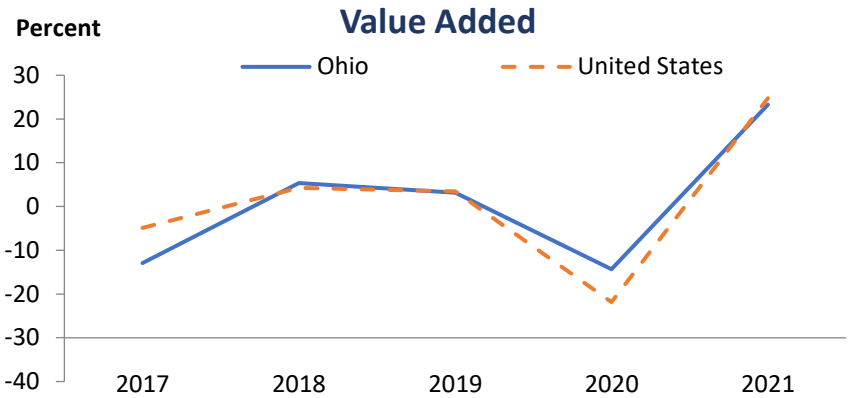
Other ORSA activities include those that take place outside, such as gardening and outdoor concerts.

Supporting ORSA activities are those that contribute to the core activities and include such things as construction, travel and tourism, local trips, and government expenditures.

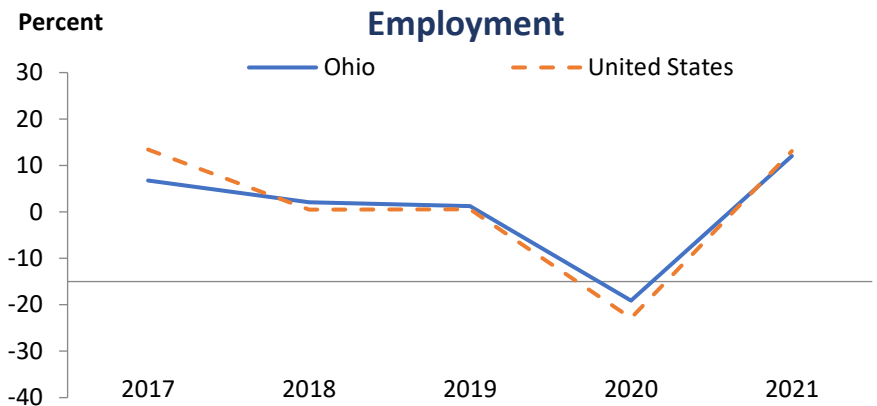
Outdoor Recreation Satellite Account (ORSA)



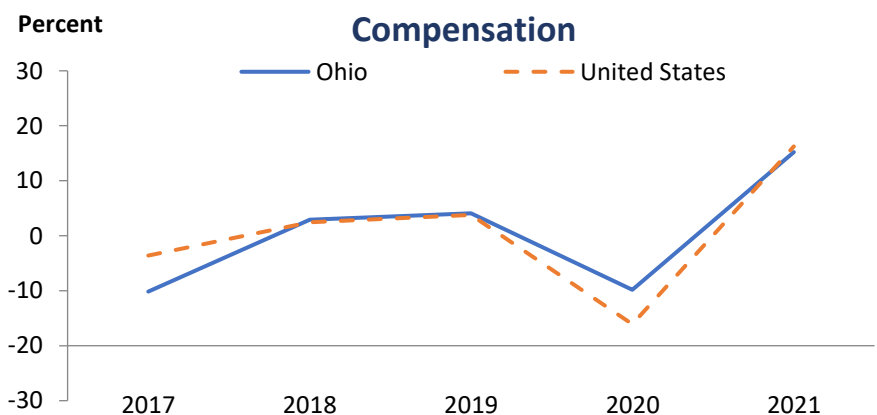
In 2021, Ohio ranked 9th among all states in ORSA value added and 28th among all states in ORSA value-added growth. Since 2020, ORSA value added has grown 23.3 percent in Ohio, compared with an increase of 24.7 percent for the United States.



In 2021, Ohio ranked 8th among all states in ORSA employment and 35th among all states in ORSA employment growth. Since 2020, ORSA employment has grown 12 percent in Ohio, compared with an increase of 13.1 percent for the United States.



In 2021, Ohio ranked 8th among all states in ORSA compensation and 29th among all states in ORSA compensation growth. Since 2020, ORSA compensation has grown 15.2 percent in Ohio, compared with an increase of 16.2 percent for the United States. Average compensation per wage-and-salary job in Ohio ORSA industries was \$47,039 in 2021, compared with \$72,771 for all salaried jobs in the state.



ORSA value added consists of the gross output of an industry less its intermediate inputs; the contribution of an industry to gross domestic product.

ORSA employment consists of all wage-and-salary jobs in which workers are engaged in the production of ORSA goods and services.

ORSA compensation consists of the remuneration (including wages and salaries as well as benefits, such as employer contributions to pension and health funds) payable to employees in return for their ORSA work during a given year.