

Outdoor Recreation Satellite Account (ORSA)

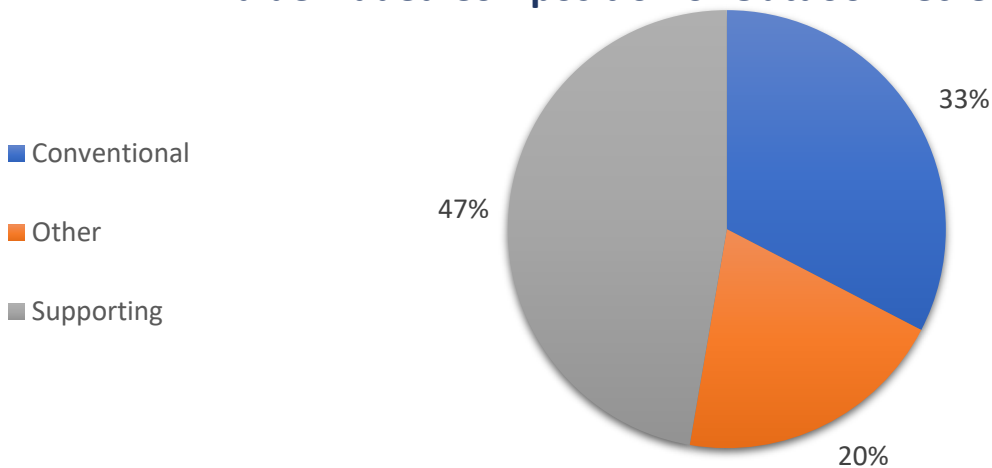


2021—New Jersey

Value added [gross domestic product]		Employment		Compensation	
ORSA total	Share of state	ORSA total	Share of state	ORSA total	Share of state
\$10.3 billion	1.5%	107,304 jobs	2.6%	\$5.6 billion	1.5%

Value Added by Select ORSA Activity [Thousands of dollars]				
Activity	2019	2020	2021	State rank
Boating/Fishing	613,363	778,023	648,190	14
RVing	234,612	240,520	265,046	28
Motorcycling/ATVing	120,311	124,732	133,754	20
Climbing/Hiking/Tent Camping	81,578	83,587	111,121	18
Snow Activities	102,102	93,285	94,081	14
Hunting/Shooting/Trapping	113,351	94,765	88,822	35
Bicycling	63,644	71,909	84,861	10
Equestrian	68,031	69,186	75,892	34
Recreational Flying	38,380	46,055	27,740	6

Value-Added Composition of Outdoor Recreation Activities



Conventional ORSA activities include traditional outdoor activities, such as camping, hiking, boating, and hunting.

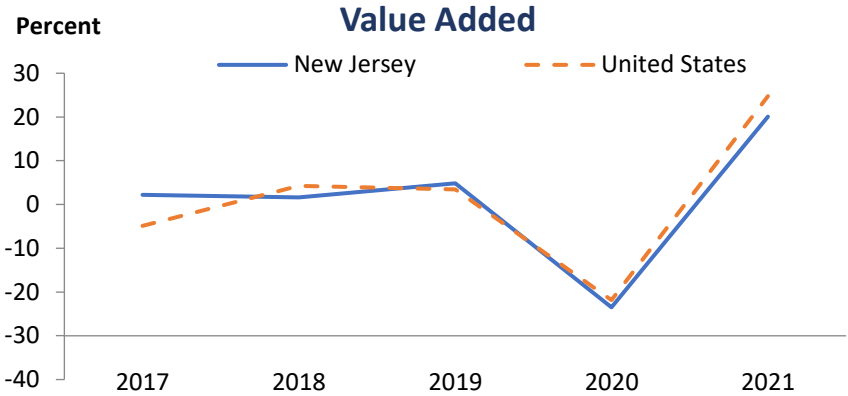
Other ORSA activities include those that take place outside, such as gardening and outdoor concerts.

Supporting ORSA activities are those that contribute to the core activities and include such things as construction, travel and tourism, local trips, and government expenditures.

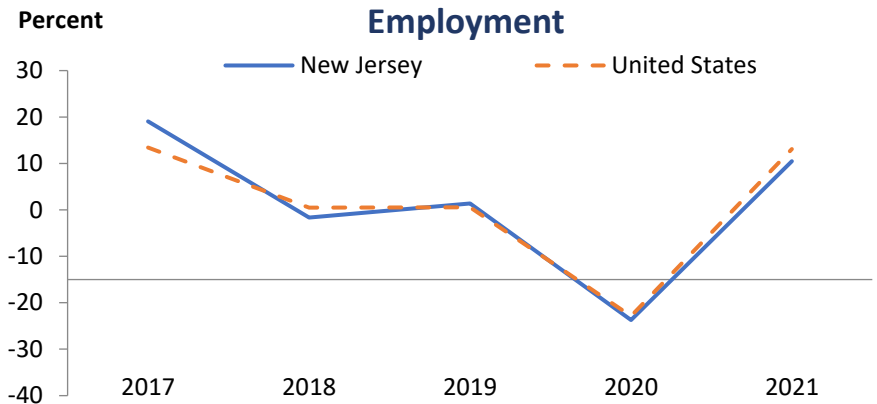
Outdoor Recreation Satellite Account (ORSA)



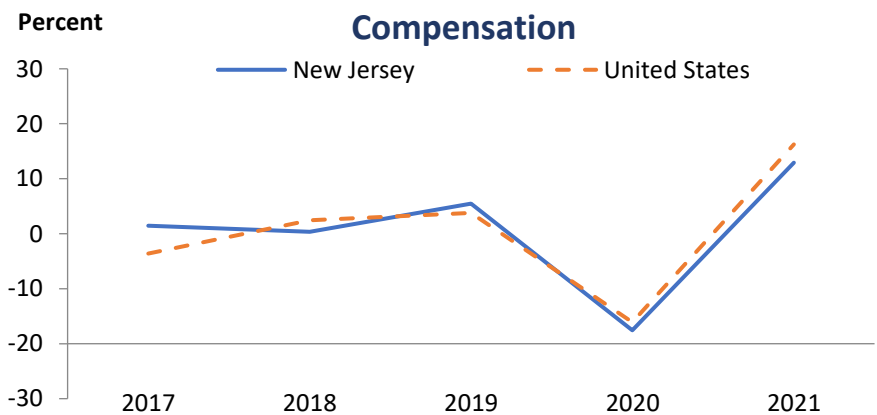
In 2021, New Jersey ranked 14th among all states in ORSA value added and 42nd among all states in ORSA value-added growth. Since 2020, ORSA value added has grown 20.1 percent in New Jersey, compared with an increase of 24.7 percent for the United States.



In 2021, New Jersey ranked 14th among all states in ORSA employment and 45th among all states in ORSA employment growth. Since 2020, ORSA employment has grown 10.4 percent in New Jersey, compared with an increase of 13.1 percent for the United States.



In 2021, New Jersey ranked 13th among all states in ORSA compensation and 42nd among all states in ORSA compensation growth. Since 2020, ORSA compensation has grown 12.9 percent in New Jersey, compared with an increase of 16.2 percent for the United States. Average compensation per wage-and-salary job in New Jersey ORSA industries was \$52,501 in 2021, compared with \$92,183 for all salaried jobs in the state.



ORSA value added consists of the gross output of an industry less its intermediate inputs; the contribution of an industry to gross domestic product.

ORSA employment consists of all wage-and-salary jobs in which workers are engaged in the production of ORSA goods and services.

ORSA compensation consists of the remuneration (including wages and salaries as well as benefits, such as employer contributions to pension and health funds) payable to employees in return for their ORSA work during a given year.