

# Outdoor Recreation Satellite Account (ORSA)

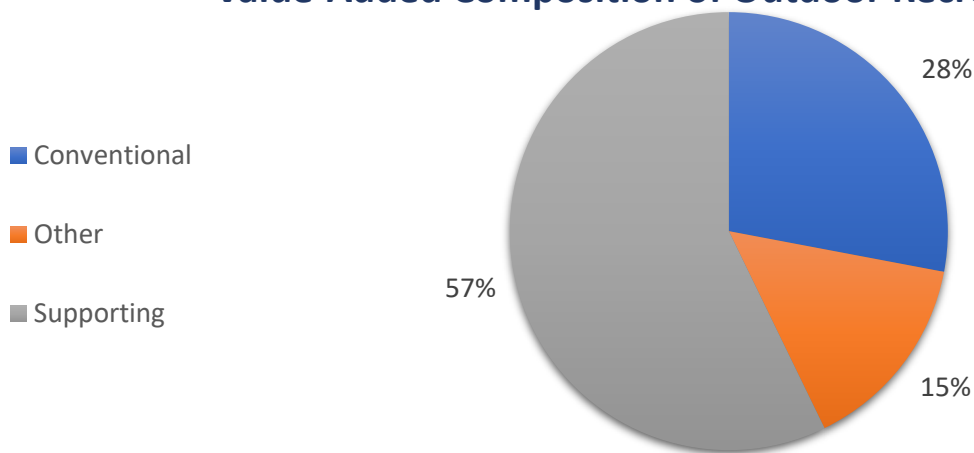


## 2021—Nevada

Value added [gross domestic product]		Employment		Compensation	
ORSA total	Share of state	ORSA total	Share of state	ORSA total	Share of state
<b>\$4.9 billion</b>	<b>2.5%</b>	<b>50,563 jobs</b>	<b>3.6%</b>	<b>\$2.4 billion</b>	<b>2.3%</b>

Value Added by Select ORSA Activity [Thousands of dollars]				
Activity	2019	2020	2021	State rank
RVing	134,981	156,716	198,406	30
Boating/Fishing	195,736	210,249	196,116	34
Hunting/Shooting/Trapping	62,334	73,489	84,829	38
Motorcycling/ATVing	60,715	69,346	77,826	33
Snow Activities	58,167	49,514	50,733	23
Climbing/Hiking/Tent Camping	33,350	34,969	50,120	29
Equestrian	31,053	29,280	34,543	40
Bicycling	14,267	18,749	20,169	30
Recreational Flying	8,647	9,140	9,561	32

### Value-Added Composition of Outdoor Recreation Activities



**Conventional ORSA** activities include traditional outdoor activities, such as camping, hiking, boating, and hunting.

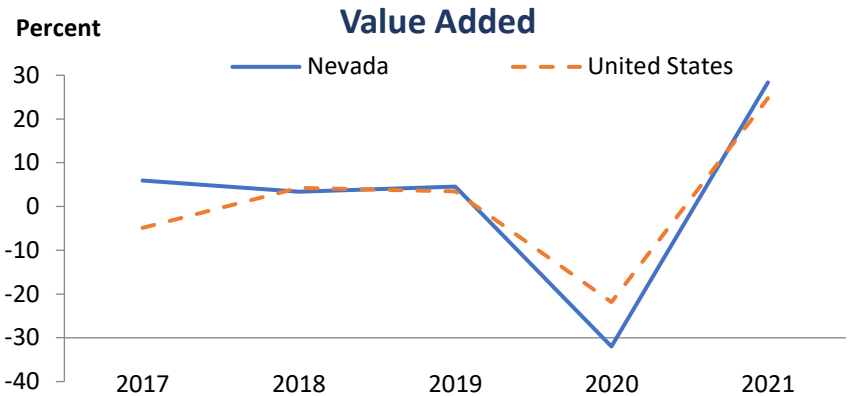
**Other ORSA** activities include those that take place outside, such as gardening and outdoor concerts.

**Supporting ORSA** activities are those that contribute to the core activities and include such things as construction, travel and tourism, local trips, and government expenditures.

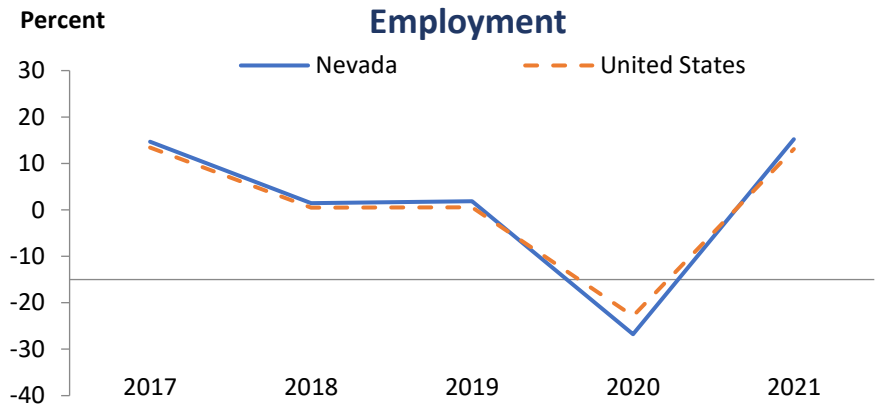
# Outdoor Recreation Satellite Account (ORSA)



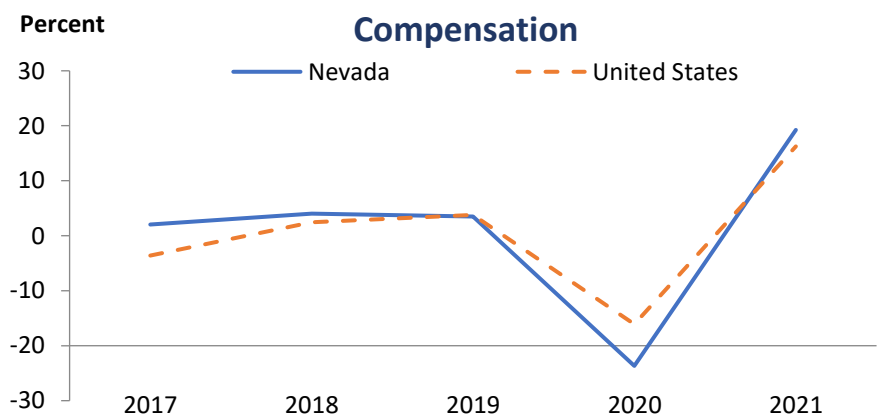
In 2021, Nevada ranked 28th among all states in ORSA value added and 7th among all states in ORSA value-added growth. Since 2020, ORSA value added has grown 28.4 percent in Nevada, compared with an increase of 24.7 percent for the United States.



In 2021, Nevada ranked 28th among all states in ORSA employment and 17th among all states in ORSA employment growth. Since 2020, ORSA employment has grown 15.2 percent in Nevada, compared with an increase of 13.1 percent for the United States.



In 2021, Nevada ranked 28th among all states in ORSA compensation and 8th among all states in ORSA compensation growth. Since 2020, ORSA compensation has grown 19.2 percent in Nevada, compared with an increase of 16.2 percent for the United States. Average compensation per wage-and-salary job in Nevada ORSA industries was \$47,591 in 2021, compared with \$73,902 for all salaried jobs in the state.



**ORSA value added** consists of the gross output of an industry less its intermediate inputs; the contribution of an industry to gross domestic product.

**ORSA employment** consists of all wage-and-salary jobs in which workers are engaged in the production of ORSA goods and services.

**ORSA compensation** consists of the remuneration (including wages and salaries as well as benefits, such as employer contributions to pension and health funds) payable to employees in return for their ORSA work during a given year.