

Outdoor Recreation Satellite Account (ORSA)

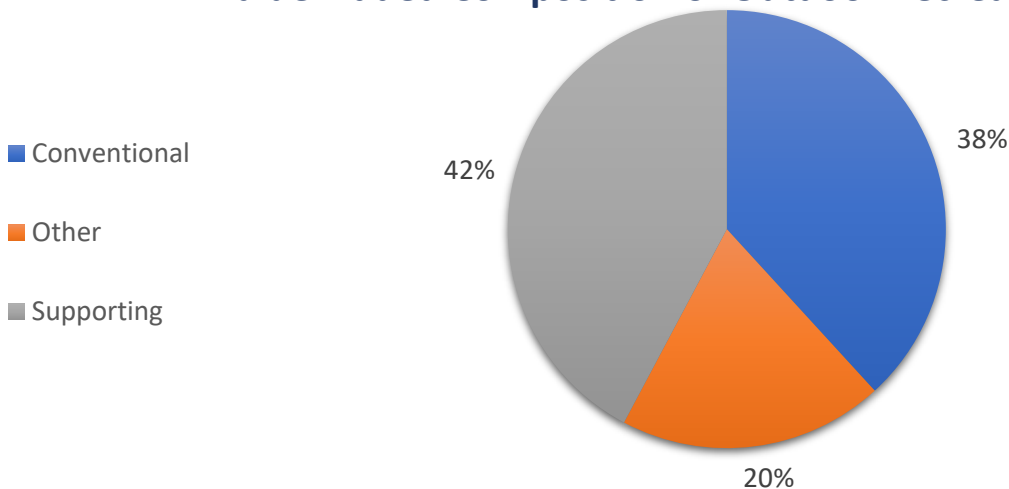


2021—Nebraska

Value added [gross domestic product]		Employment		Compensation	
ORSA total	Share of state	ORSA total	Share of state	ORSA total	Share of state
\$2.6 billion	1.8%	27,411 jobs	2.7%	\$1.2 billion	1.7%

Value Added by Select ORSA Activity [Thousands of dollars]				
Activity	2019	2020	2021	State rank
Equestrian	123,410	125,464	179,354	15
Boating/Fishing	109,711	148,432	120,778	42
Hunting/Shooting/Trapping	65,620	93,216	104,843	34
Motorcycling/ATVing	87,892	88,150	95,840	28
RVing	59,026	65,549	81,737	45
Climbing/Hiking/Tent Camping	17,188	17,598	23,626	41
Snow Activities	29,897	53,170	19,664	35
Bicycling	12,516	15,489	18,362	33
Recreational Flying	3,813	3,927	4,624	39

Value-Added Composition of Outdoor Recreation Activities



Conventional ORSA activities include traditional outdoor activities, such as camping, hiking, boating, and hunting.

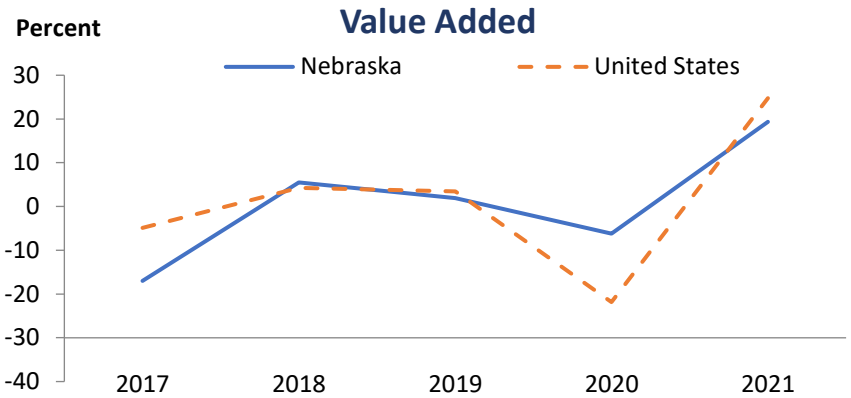
Other ORSA activities include those that take place outside, such as gardening and outdoor concerts.

Supporting ORSA activities are those that contribute to the core activities and include such things as construction, travel and tourism, local trips, and government expenditures.

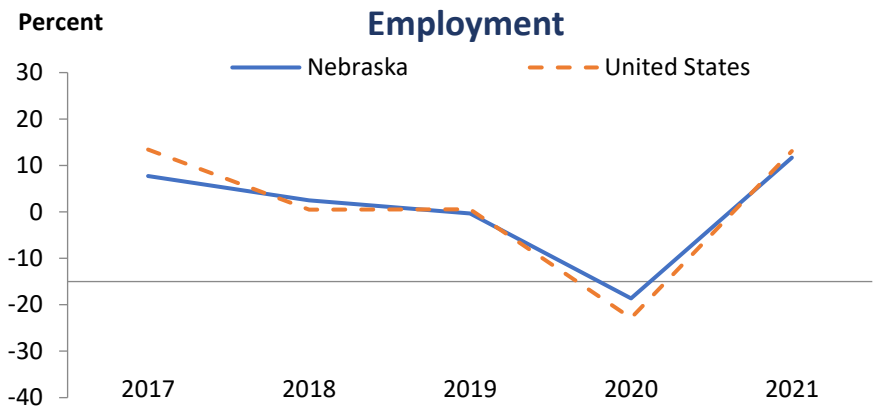
Outdoor Recreation Satellite Account (ORSA)



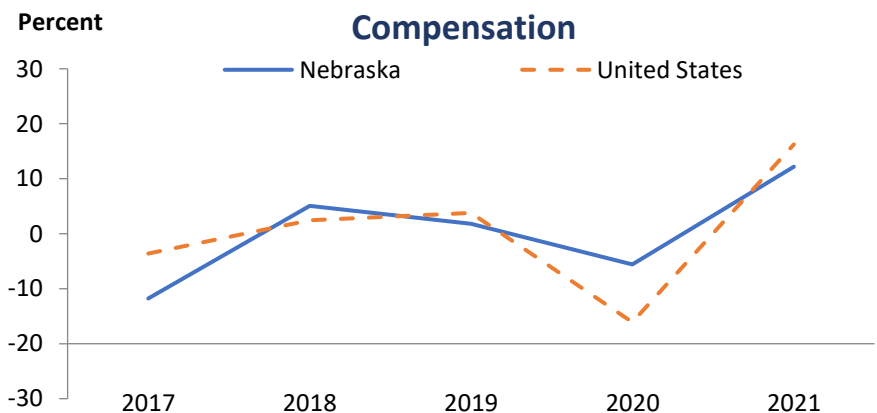
In 2021, Nebraska ranked 40th among all states in ORSA value added and 45th among all states in ORSA value-added growth. Since 2020, ORSA value added has grown 19.3 percent in Nebraska, compared with an increase of 24.7 percent for the United States.



In 2021, Nebraska ranked 42nd among all states in ORSA employment and 38th among all states in ORSA employment growth. Since 2020, ORSA employment has grown 11.7 percent in Nebraska, compared with an increase of 13.1 percent for the United States.



In 2021, Nebraska ranked 39th among all states in ORSA compensation and 46th among all states in ORSA compensation growth. Since 2020, ORSA compensation has grown 12.2 percent in Nebraska, compared with an increase of 16.2 percent for the United States. Average compensation per wage-and-salary job in Nebraska ORSA industries was \$43,833 in 2021, compared with \$68,755 for all salaried jobs in the state.



ORSA value added consists of the gross output of an industry less its intermediate inputs; the contribution of an industry to gross domestic product.

ORSA employment consists of all wage-and-salary jobs in which workers are engaged in the production of ORSA goods and services.

ORSA compensation consists of the remuneration (including wages and salaries as well as benefits, such as employer contributions to pension and health funds) payable to employees in return for their ORSA work during a given year.