

Outdoor Recreation Satellite Account (ORSA)

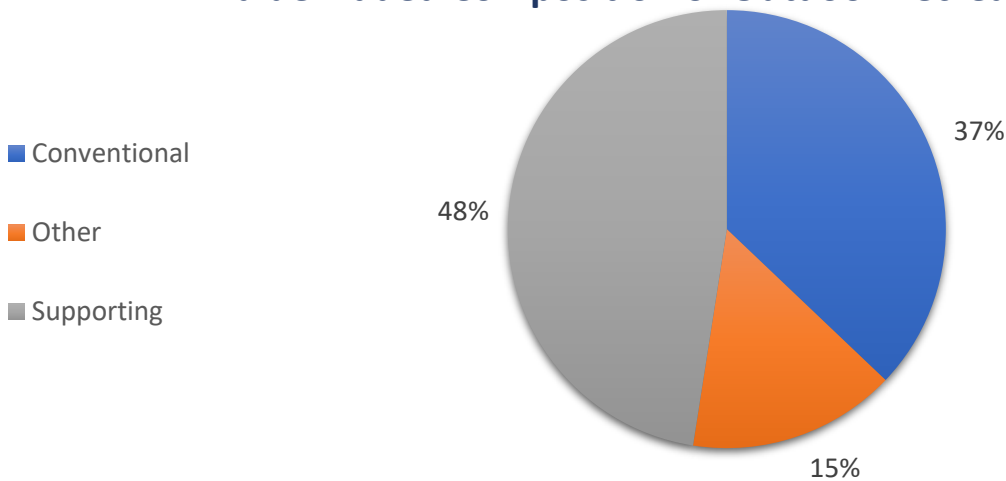


2021—Montana

Value added [gross domestic product]		Employment		Compensation	
ORSA total	Share of state	ORSA total	Share of state	ORSA total	Share of state
\$2.6 billion	4.4%	27,584 jobs	5.4%	\$1.2 billion	3.6%

Value Added by Select ORSA Activity [Thousands of dollars]				
Activity	2019	2020	2021	State rank
Boating/Fishing	158,909	182,674	163,099	38
RVing	121,687	140,128	160,381	35
Hunting/Shooting/Trapping	65,512	72,513	85,062	37
Equestrian	61,986	51,369	58,410	37
Snow Activities	64,634	54,781	54,694	19
Motorcycling/ATVing	28,450	31,726	37,906	40
Climbing/Hiking/Tent Camping	26,772	29,000	35,018	36
Bicycling	6,995	8,414	9,648	41
Recreational Flying	4,812	3,473	4,342	40

Value-Added Composition of Outdoor Recreation Activities



Conventional ORSA activities include traditional outdoor activities, such as camping, hiking, boating, and hunting.

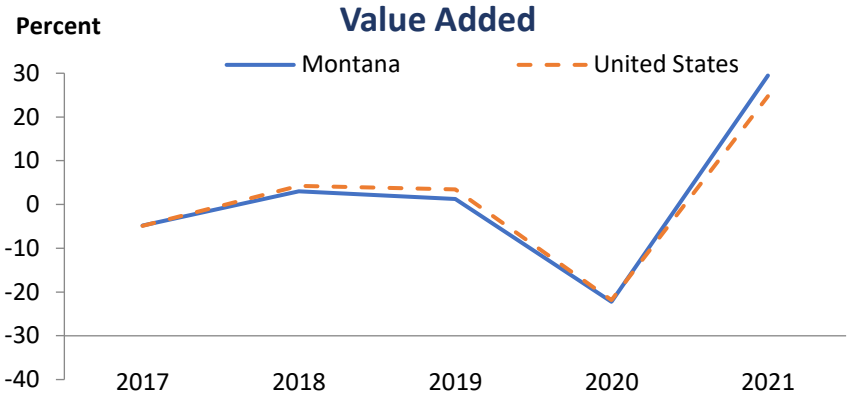
Other ORSA activities include those that take place outside, such as gardening and outdoor concerts.

Supporting ORSA activities are those that contribute to the core activities and include such things as construction, travel and tourism, local trips, and government expenditures.

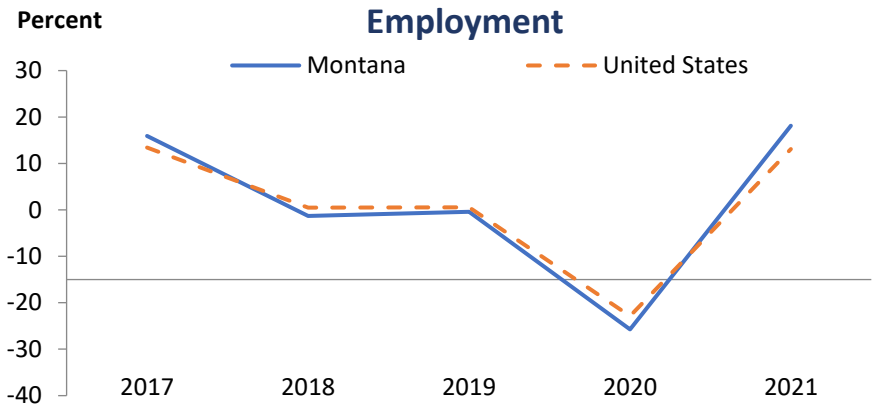
Outdoor Recreation Satellite Account (ORSA)



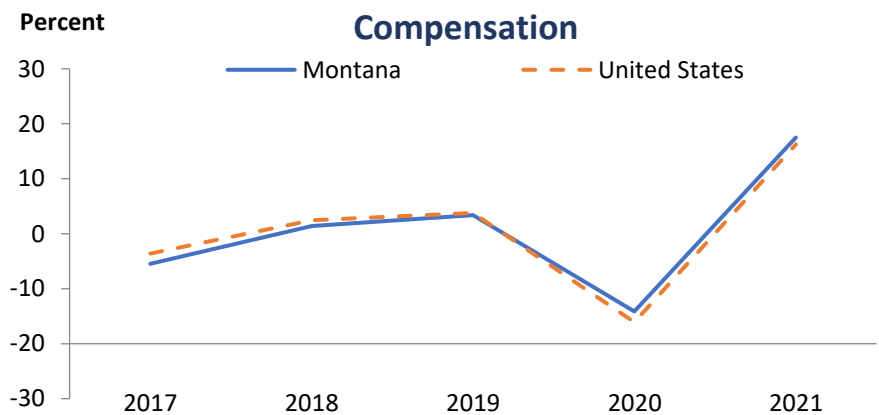
In 2021, Montana ranked 41st among all states in ORSA value added and 5th among all states in ORSA value-added growth. Since 2020, ORSA value added has grown 29.5 percent in Montana, compared with an increase of 24.7 percent for the United States.



In 2021, Montana ranked 41st among all states in ORSA employment and 6th among all states in ORSA employment growth. Since 2020, ORSA employment has grown 18.1 percent in Montana, compared with an increase of 13.1 percent for the United States.



In 2021, Montana ranked 42nd among all states in ORSA compensation and 15th among all states in ORSA compensation growth. Since 2020, ORSA compensation has grown 17.5 percent in Montana, compared with an increase of 16.2 percent for the United States. Average compensation per wage-and-salary job in Montana ORSA industries was \$42,524 in 2021, compared with \$63,767 for all salaried jobs in the state.



ORSA value added consists of the gross output of an industry less its intermediate inputs; the contribution of an industry to gross domestic product.

ORSA employment consists of all wage-and-salary jobs in which workers are engaged in the production of ORSA goods and services.

ORSA compensation consists of the remuneration (including wages and salaries as well as benefits, such as employer contributions to pension and health funds) payable to employees in return for their ORSA work during a given year.