

Outdoor Recreation Satellite Account (ORSA)

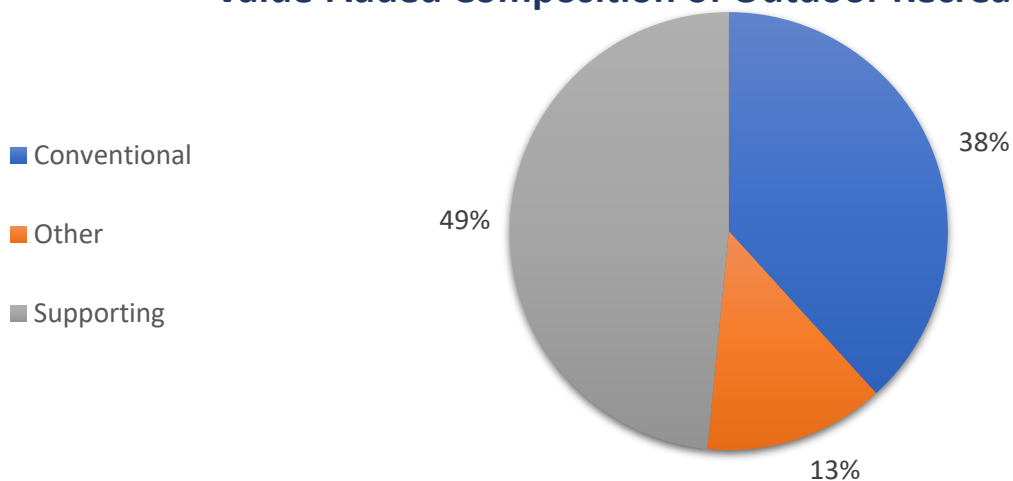


2021—Mississippi

Value added [gross domestic product]		Employment		Compensation	
ORSA total	Share of state	ORSA total	Share of state	ORSA total	Share of state
\$3.1 billion	2.4%	31,681 jobs	2.6%	\$1.3 billion	1.9%

Value Added by Select ORSA Activity [Thousands of dollars]				
Activity	2019	2020	2021	State rank
Hunting/Shooting/Trapping	120,604	149,725	164,762	25
Boating/Fishing	143,177	228,987	157,922	40
RVing	106,556	110,675	145,931	36
Equestrian	81,517	74,250	82,357	31
Motorcycling/ATVing	56,560	55,675	68,876	35
Climbing/Hiking/Tent Camping	17,449	18,753	25,882	39
Snow Activities	21,833	15,160	13,938	41
Recreational Flying	14,144	8,815	11,375	27
Bicycling	6,279	7,666	8,852	42

Value-Added Composition of Outdoor Recreation Activities



Conventional ORSA activities include traditional outdoor activities, such as camping, hiking, boating, and hunting.

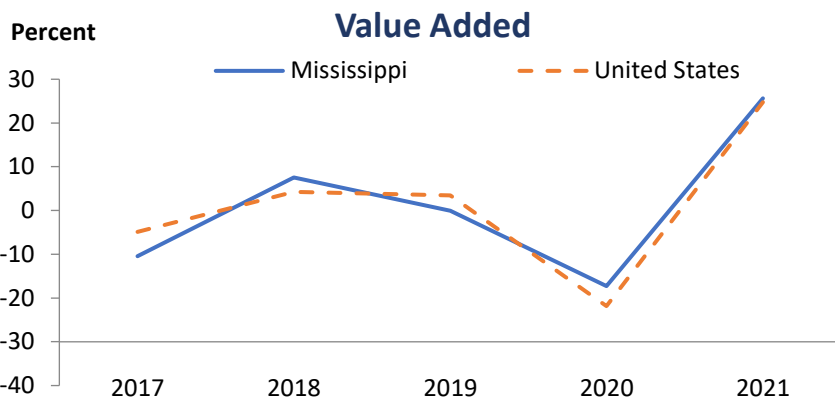
Other ORSA activities include those that take place outside, such as gardening and outdoor concerts.

Supporting ORSA activities are those that contribute to the core activities and include such things as construction, travel and tourism, local trips, and government expenditures.

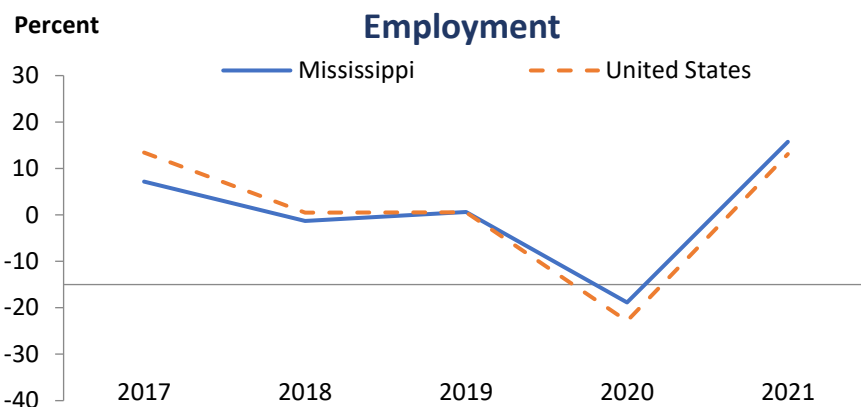
Outdoor Recreation Satellite Account (ORSA)



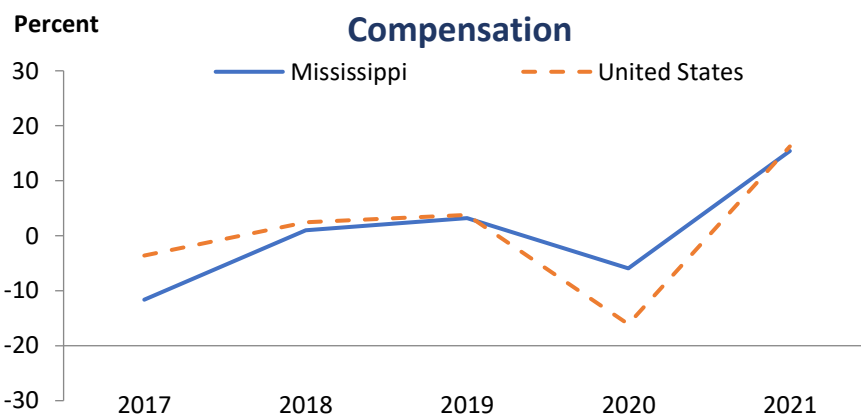
In 2021, Mississippi ranked 36th among all states in ORSA value added and 15th among all states in ORSA value-added growth. Since 2020, ORSA value added has grown 25.6 percent in Mississippi, compared with an increase of 24.7 percent for the United States.



In 2021, Mississippi ranked 37th among all states in ORSA employment and 13th among all states in ORSA employment growth. Since 2020, ORSA employment has grown 15.7 percent in Mississippi, compared with an increase of 13.1 percent for the United States.



In 2021, Mississippi ranked 37th among all states in ORSA compensation and 27th among all states in ORSA compensation growth. Since 2020, ORSA compensation has grown 15.4 percent in Mississippi, compared with an increase of 16.2 percent for the United States. Average compensation per wage-and-salary job in Mississippi ORSA industries was \$40,745 in 2021, compared with \$57,400 for all salaried jobs in the state.



ORSA value added consists of the gross output of an industry less its intermediate inputs; the contribution of an industry to gross domestic product.

ORSA employment consists of all wage-and-salary jobs in which workers are engaged in the production of ORSA goods and services.

ORSA compensation consists of the remuneration (including wages and salaries as well as benefits, such as employer contributions to pension and health funds) payable to employees in return for their ORSA work during a given year.