

Outdoor Recreation Satellite Account (ORSA)

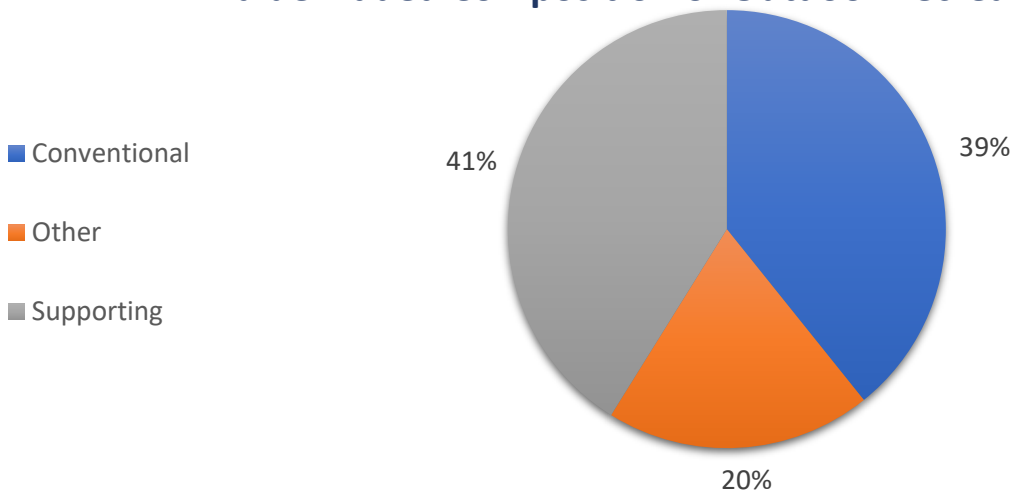


2021—Minnesota

Value added [gross domestic product]		Employment		Compensation	
ORSA total	Share of state	ORSA total	Share of state	ORSA total	Share of state
\$9.9 billion	2.4%	91,336 jobs	3.1%	\$4.7 billion	2.0%

Value Added by Select ORSA Activity [Thousands of dollars]				
Activity	2019	2020	2021	State rank
Boating/Fishing	645,612	843,186	775,110	10
Hunting/Shooting/Trapping	420,661	459,660	486,218	5
RVing	316,649	364,994	447,127	16
Equestrian	220,462	238,799	345,146	3
Motorcycling/ATVing	215,931	220,629	235,168	10
Climbing/Hiking/Tent Camping	108,424	106,802	141,940	13
Snow Activities	174,902	185,541	137,324	10
Bicycling	60,357	68,058	80,927	11
Recreational Flying	15,523	15,995	16,984	15

Value-Added Composition of Outdoor Recreation Activities



Conventional ORSA activities include traditional outdoor activities, such as camping, hiking, boating, and hunting.

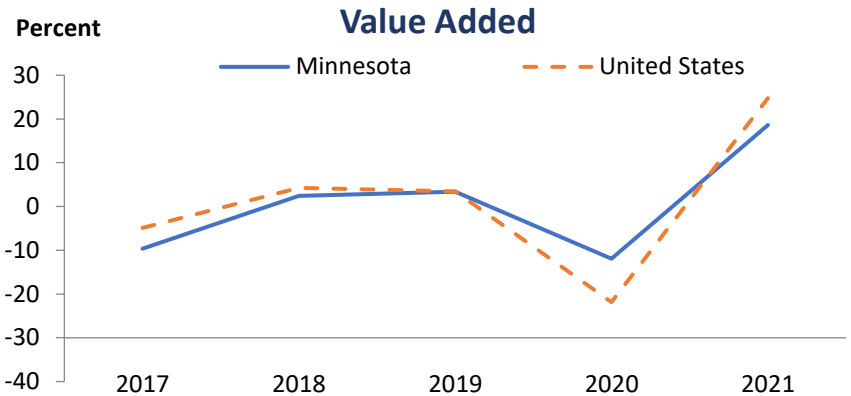
Other ORSA activities include those that take place outside, such as gardening and outdoor concerts.

Supporting ORSA activities are those that contribute to the core activities and include such things as construction, travel and tourism, local trips, and government expenditures.

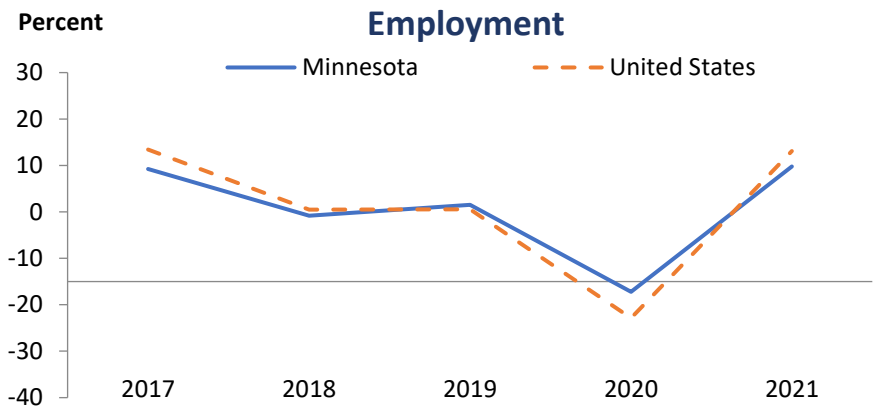
Outdoor Recreation Satellite Account (ORSA)



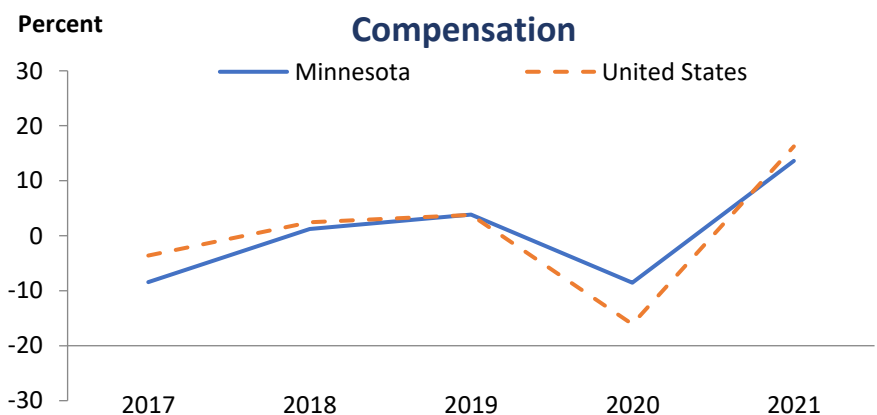
In 2021, Minnesota ranked 15th among all states in ORSA value added and 47th among all states in ORSA value-added growth. Since 2020, ORSA value added has grown 18.6 percent in Minnesota, compared with an increase of 24.7 percent for the United States.



In 2021, Minnesota ranked 19th among all states in ORSA employment and 46th among all states in ORSA employment growth. Since 2020, ORSA employment has grown 9.8 percent in Minnesota, compared with an increase of 13.1 percent for the United States.



In 2021, Minnesota ranked 18th among all states in ORSA compensation and 39th among all states in ORSA compensation growth. Since 2020, ORSA compensation has grown 13.6 percent in Minnesota, compared with an increase of 16.2 percent for the United States. Average compensation per wage-and-salary job in Minnesota ORSA industries was \$51,492 in 2021, compared with \$80,304 for all salaried jobs in the state.



ORSA value added consists of the gross output of an industry less its intermediate inputs; the contribution of an industry to gross domestic product.

ORSA employment consists of all wage-and-salary jobs in which workers are engaged in the production of ORSA goods and services.

ORSA compensation consists of the remuneration (including wages and salaries as well as benefits, such as employer contributions to pension and health funds) payable to employees in return for their ORSA work during a given year.