

Outdoor Recreation Satellite Account (ORSA)

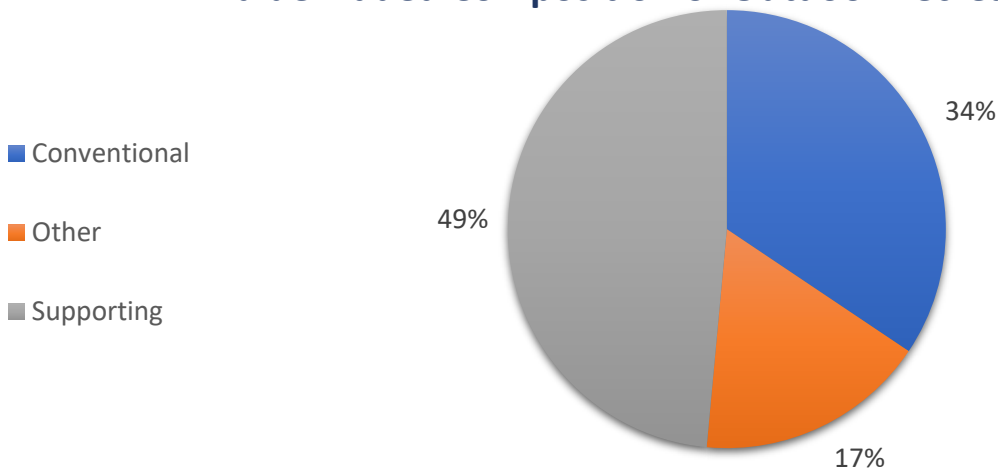


2021—Kentucky

Value added [gross domestic product]		Employment		Compensation	
ORSA total	Share of state	ORSA total	Share of state	ORSA total	Share of state
\$4.8 billion	2.0%	49,267 jobs	2.5%	\$2.3 billion	1.7%

Value Added by Select ORSA Activity [Thousands of dollars]				
Activity	2019	2020	2021	State rank
Boating/Fishing	206,213	310,975	232,611	32
Equestrian	212,826	191,945	212,408	9
Hunting/Shooting/Trapping	138,879	166,969	178,763	24
RVing	127,350	139,424	171,369	33
Motorcycling/ATVing	75,034	84,097	97,450	25
Climbing/Hiking/Tent Camping	29,556	30,946	43,102	33
Bicycling	15,785	20,172	21,264	29
Recreational Flying	16,716	15,974	11,785	25
Snow Activities	13,880	11,448	10,670	44

Value-Added Composition of Outdoor Recreation Activities



Conventional ORSA activities include traditional outdoor activities, such as camping, hiking, boating, and hunting.

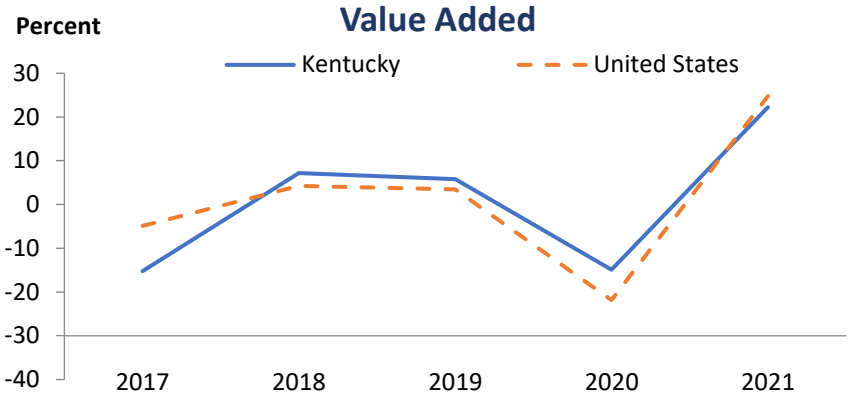
Other ORSA activities include those that take place outside, such as gardening and outdoor concerts.

Supporting ORSA activities are those that contribute to the core activities and include such things as construction, travel and tourism, local trips, and government expenditures.

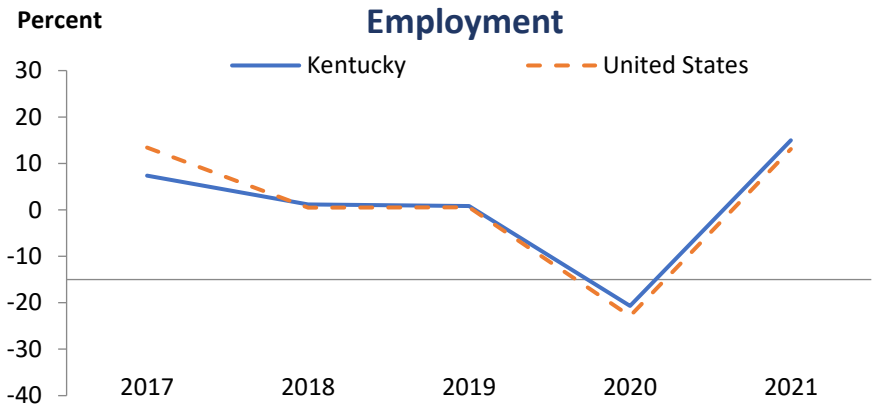
Outdoor Recreation Satellite Account (ORSA)



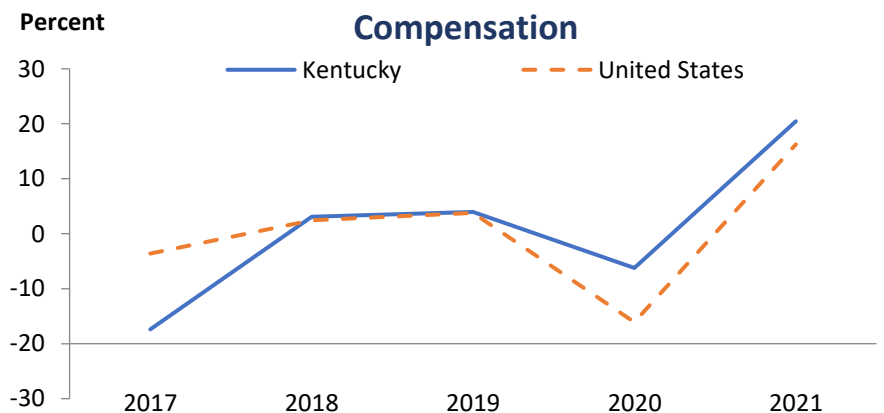
In 2021, Kentucky ranked 29th among all states in ORSA value added and 33rd among all states in ORSA value-added growth. Since 2020, ORSA value added has grown 22.2 percent in Kentucky, compared with an increase of 24.7 percent for the United States.



In 2021, Kentucky ranked 29th among all states in ORSA employment and 18th among all states in ORSA employment growth. Since 2020, ORSA employment has grown 15 percent in Kentucky, compared with an increase of 13.1 percent for the United States.



In 2021, Kentucky ranked 30th among all states in ORSA compensation and 6th among all states in ORSA compensation growth. Since 2020, ORSA compensation has grown 20.4 percent in Kentucky, compared with an increase of 16.2 percent for the United States. Average compensation per wage-and-salary job in Kentucky ORSA industries was \$46,548 in 2021, compared with \$65,915 for all salaried jobs in the state.



ORSA value added consists of the gross output of an industry less its intermediate inputs; the contribution of an industry to gross domestic product.

ORSA employment consists of all wage-and-salary jobs in which workers are engaged in the production of ORSA goods and services.

ORSA compensation consists of the remuneration (including wages and salaries as well as benefits, such as employer contributions to pension and health funds) payable to employees in return for their ORSA work during a given year.