

Outdoor Recreation Satellite Account (ORSA)

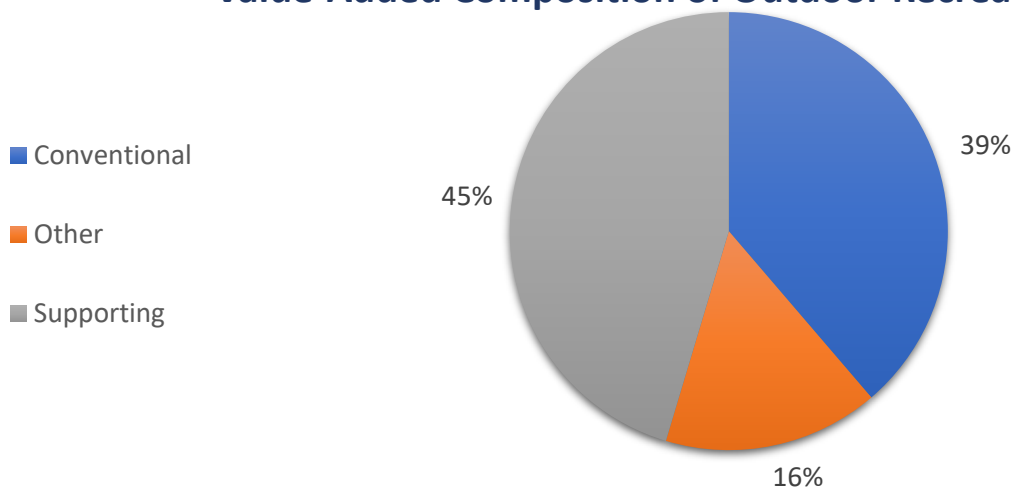


2021—Kansas

Value added [gross domestic product]		Employment		Compensation	
ORSA total	Share of state	ORSA total	Share of state	ORSA total	Share of state
\$3.6 billion	1.9%	37,107 jobs	2.5%	\$1.6 billion	1.6%

Value Added by Select ORSA Activity [Thousands of dollars]				
Activity	2019	2020	2021	State rank
Boating/Fishing	188,075	246,890	196,787	33
Equestrian	124,668	119,668	135,737	21
RVing	91,720	94,627	121,881	39
Hunting/Shooting/Trapping	107,441	111,934	117,141	33
Motorcycling/ATVing	64,265	61,121	70,999	34
Climbing/Hiking/Tent Camping	36,854	36,846	51,532	28
Snow Activities	23,574	22,836	19,205	36
Bicycling	11,595	14,067	15,668	36
Recreational Flying	23,408	13,291	15,321	18

Value-Added Composition of Outdoor Recreation Activities



Conventional ORSA activities include traditional outdoor activities, such as camping, hiking, boating, and hunting.

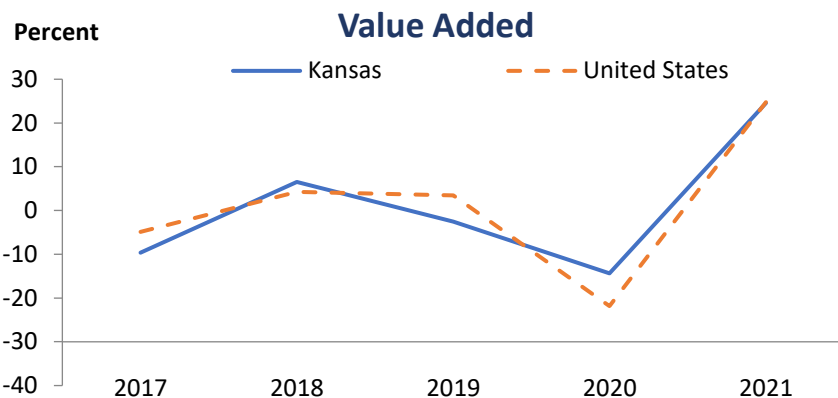
Other ORSA activities include those that take place outside, such as gardening and outdoor concerts.

Supporting ORSA activities are those that contribute to the core activities and include such things as construction, travel and tourism, local trips, and government expenditures.

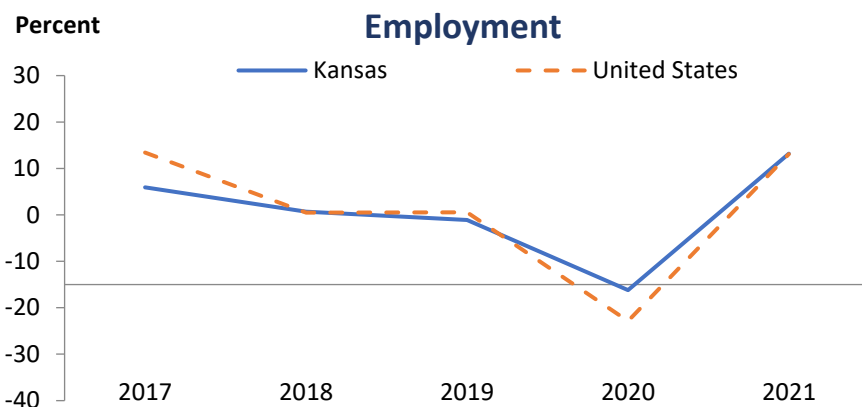
Outdoor Recreation Satellite Account (ORSA)



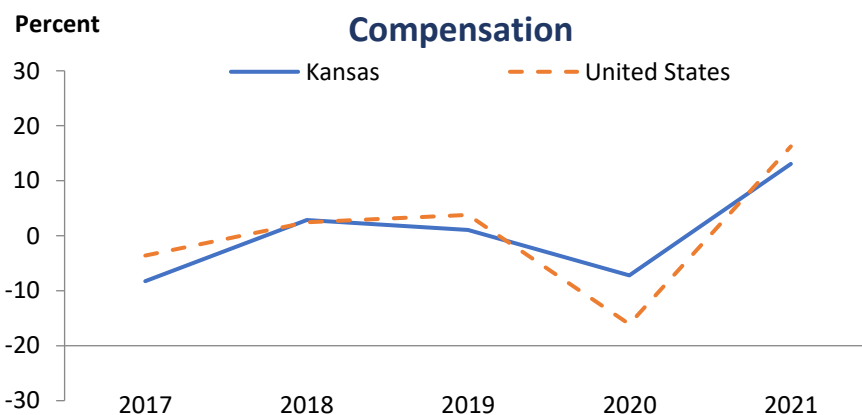
In 2021, Kansas ranked 34th among all states in ORSA value added and 25th among all states in ORSA value-added growth. Since 2020, ORSA value added has grown 24.5 percent in Kansas, compared with an increase of 24.7 percent for the United States.



In 2021, Kansas ranked 35th among all states in ORSA employment and 28th among all states in ORSA employment growth. Since 2020, ORSA employment has grown 13.2 percent in Kansas, compared with an increase of 13.1 percent for the United States.



In 2021, Kansas ranked 35th among all states in ORSA compensation and 41st among all states in ORSA compensation growth. Since 2020, ORSA compensation has grown 13.1 percent in Kansas, compared with an increase of 16.2 percent for the United States. Average compensation per wage-and-salary job in Kansas ORSA industries was \$42,631 in 2021, compared with \$66,737 for all salaried jobs in the state.



ORSA value added consists of the gross output of an industry less its intermediate inputs; the contribution of an industry to gross domestic product.

ORSA employment consists of all wage-and-salary jobs in which workers are engaged in the production of ORSA goods and services.

ORSA compensation consists of the remuneration (including wages and salaries as well as benefits, such as employer contributions to pension and health funds) payable to employees in return for their ORSA work during a given year.