

Outdoor Recreation Satellite Account (ORSA)

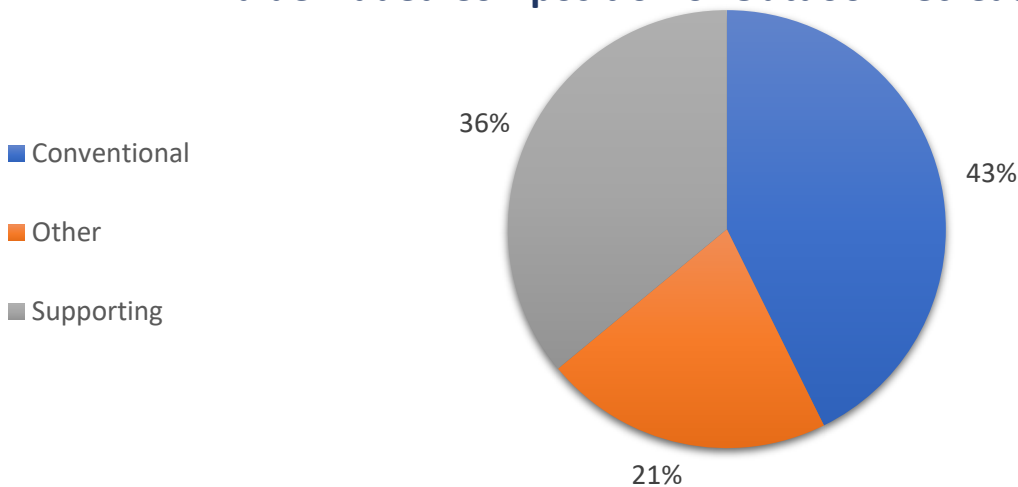


2021—Iowa

Value added [gross domestic product]		Employment		Compensation	
ORSA total	Share of state	ORSA total	Share of state	ORSA total	Share of state
\$4.4 billion	2.0%	44,894 jobs	2.8%	\$1.9 billion	1.8%

Value Added by Select ORSA Activity [Thousands of dollars]				
Activity	2019	2020	2021	State rank
RVing	350,033	408,962	580,401	11
Equestrian	194,998	202,688	239,540	7
Boating/Fishing	164,385	211,035	181,361	35
Motorcycling/ATVing	80,505	90,209	94,015	30
Hunting/Shooting/Trapping	86,439	84,635	84,144	39
Climbing/Hiking/Tent Camping	34,695	34,724	45,323	30
Bicycling	15,842	19,556	22,814	27
Snow Activities	25,247	33,529	18,129	37
Recreational Flying	6,046	6,484	7,402	34

Value-Added Composition of Outdoor Recreation Activities



Conventional ORSA activities include traditional outdoor activities, such as camping, hiking, boating, and hunting.

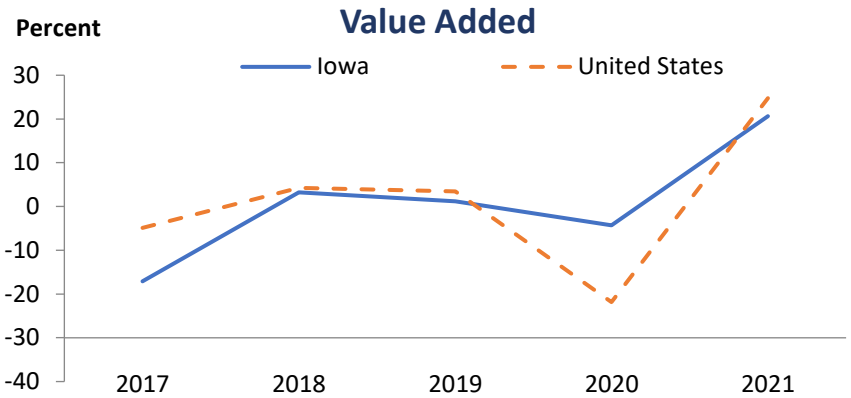
Other ORSA activities include those that take place outside, such as gardening and outdoor concerts.

Supporting ORSA activities are those that contribute to the core activities and include such things as construction, travel and tourism, local trips, and government expenditures.

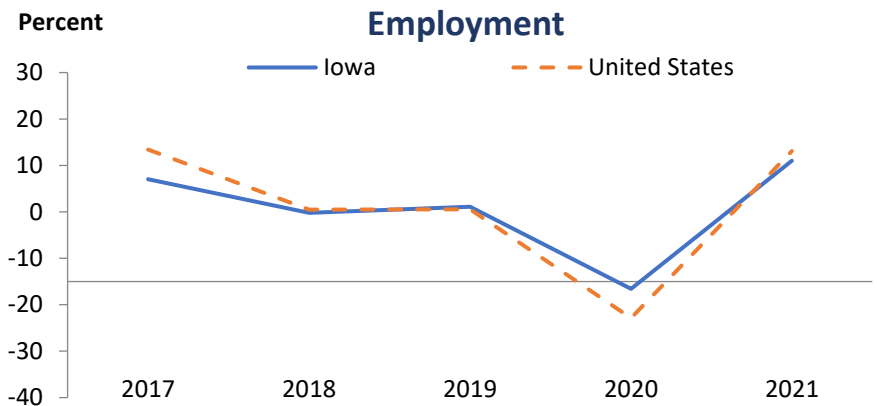
Outdoor Recreation Satellite Account (ORSA)



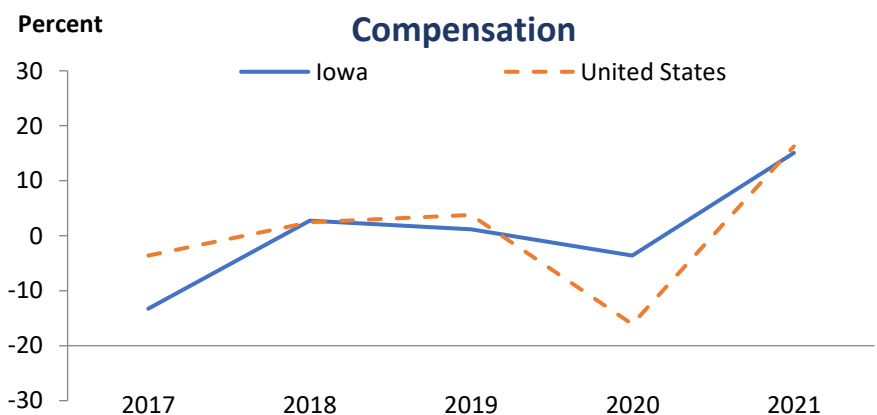
In 2021, Iowa ranked 30th among all states in ORSA value added and 39th among all states in ORSA value-added growth. Since 2020, ORSA value added has grown 20.6 percent in Iowa, compared with an increase of 24.7 percent for the United States.



In 2021, Iowa ranked 31st among all states in ORSA employment and 43rd among all states in ORSA employment growth. Since 2020, ORSA employment has grown 11 percent in Iowa, compared with an increase of 13.1 percent for the United States.



In 2021, Iowa ranked 33rd among all states in ORSA compensation and 30th among all states in ORSA compensation growth. Since 2020, ORSA compensation has grown 15.1 percent in Iowa, compared with an increase of 16.2 percent for the United States. Average compensation per wage-and-salary job in Iowa ORSA industries was \$43,148 in 2021, compared with \$66,156 for all salaried jobs in the state.



ORSA value added consists of the gross output of an industry less its intermediate inputs; the contribution of an industry to gross domestic product.

ORSA employment consists of all wage-and-salary jobs in which workers are engaged in the production of ORSA goods and services.

ORSA compensation consists of the remuneration (including wages and salaries as well as benefits, such as employer contributions to pension and health funds) payable to employees in return for their ORSA work during a given year.