

Outdoor Recreation Satellite Account (ORSA)

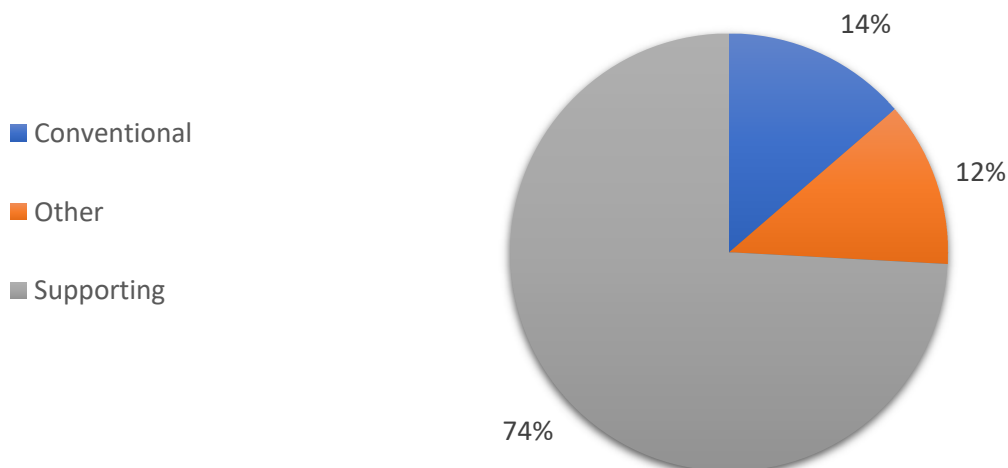


2021—Hawaii

Value added [gross domestic product]		Employment		Compensation	
ORSA total	Share of state	ORSA total	Share of state	ORSA total	Share of state
\$4.4 billion	4.8%	46,414 jobs	7.1%	\$2.4 billion	4.7%

Value Added by Select ORSA Activity [Thousands of dollars]				
Activity	2019	2020	2021	State rank
Boating/Fishing	139,207	173,670	125,490	41
RVing	26,631	23,272	27,403	50
Climbing/Hiking/Tent Camping	13,230	12,719	22,415	42
Hunting/Shooting/Trapping	19,712	16,494	18,353	48
Motorcycling/ATVing	15,531	14,790	16,227	47
Bicycling	8,961	10,125	10,842	39
Equestrian	10,100	10,013	10,666	47
Recreational Flying	9,958	12,273	6,191	37
Snow Activities	5,796	3,201	4,975	48

Value-Added Composition of Outdoor Recreation Activities



Conventional ORSA activities include traditional outdoor activities, such as camping, hiking, boating, and hunting.

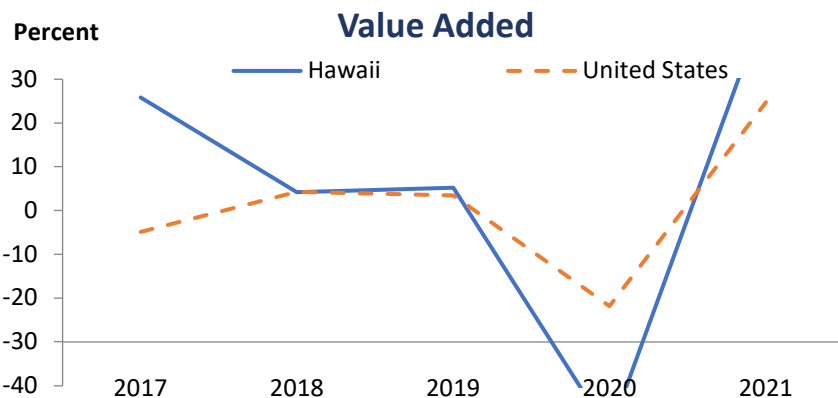
Other ORSA activities include those that take place outside, such as gardening and outdoor concerts.

Supporting ORSA activities are those that contribute to the core activities and include such things as construction, travel and tourism, local trips, and government expenditures.

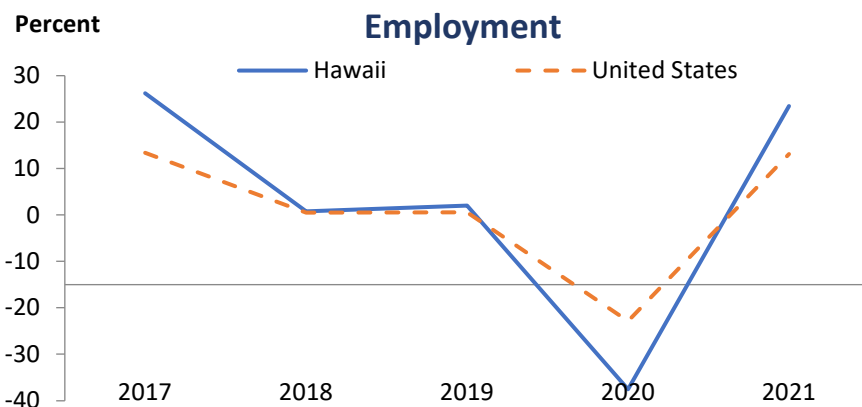
Outdoor Recreation Satellite Account (ORSA)



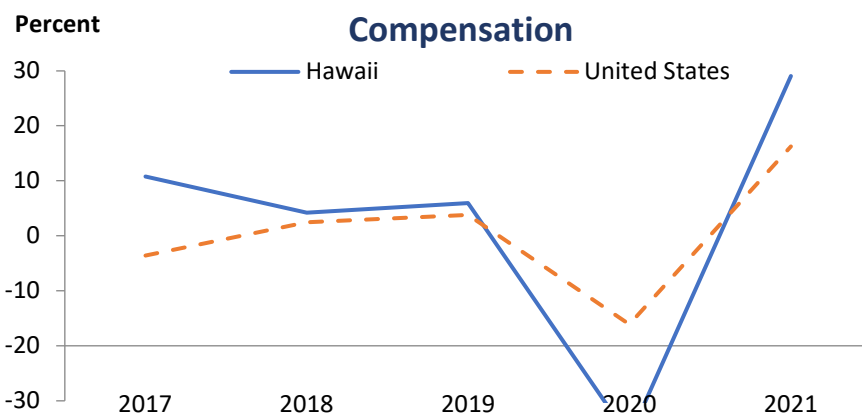
In 2021, Hawaii ranked 31st among all states in ORSA value added and 1st among all states in ORSA value-added growth. Since 2020, ORSA value added has grown 47.3 percent in Hawaii, compared with an increase of 24.7 percent for the United States.



In 2021, Hawaii ranked 30th among all states in ORSA employment and 1st among all states in ORSA employment growth. Since 2020, ORSA employment has grown 23.4 percent in Hawaii, compared with an increase of 13.1 percent for the United States.



In 2021, Hawaii ranked 27th among all states in ORSA compensation and 1st among all states in ORSA compensation growth. Since 2020, ORSA compensation has grown 29.1 percent in Hawaii, compared with an increase of 16.2 percent for the United States. Average compensation per wage-and-salary job in Hawaii ORSA industries was \$52,321 in 2021, compared with \$78,395 for all salaried jobs in the state.



ORSA value added consists of the gross output of an industry less its intermediate inputs; the contribution of an industry to gross domestic product.

ORSA employment consists of all wage-and-salary jobs in which workers are engaged in the production of ORSA goods and services.

ORSA compensation consists of the remuneration (including wages and salaries as well as benefits, such as employer contributions to pension and health funds) payable to employees in return for their ORSA work during a given year.