

Outdoor Recreation Satellite Account (ORSA)

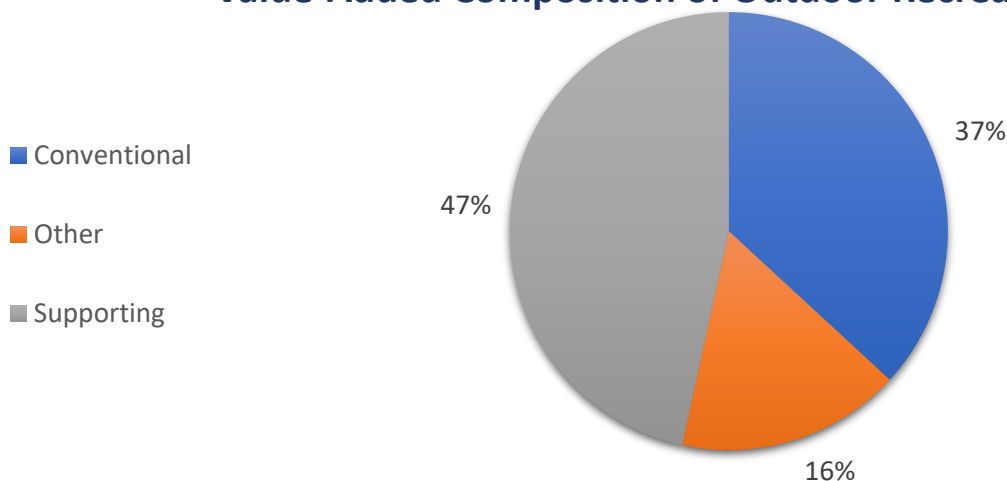


2021—Georgia

Value added [gross domestic product]		Employment		Compensation	
ORSA total	Share of state	ORSA total	Share of state	ORSA total	Share of state
\$13.2 billion	1.9%	139,208 jobs	2.9%	\$6.9 billion	1.9%

Value Added by Select ORSA Activity [Thousands of dollars]				
Activity	2019	2020	2021	State rank
Boating/Fishing	684,198	823,594	762,701	11
Hunting/Shooting/Trapping	651,248	573,185	555,238	3
RVing	340,424	399,099	498,310	13
Motorcycling/ATVing	279,010	293,236	317,295	5
Equestrian	172,997	184,137	275,453	5
Climbing/Hiking/Tent Camping	93,127	101,869	143,325	12
Bicycling	55,112	67,262	78,191	12
Snow Activities	60,399	97,019	39,337	27
Recreational Flying	38,043	31,743	31,397	5

Value-Added Composition of Outdoor Recreation Activities



Conventional ORSA activities include traditional outdoor activities, such as camping, hiking, boating, and hunting.

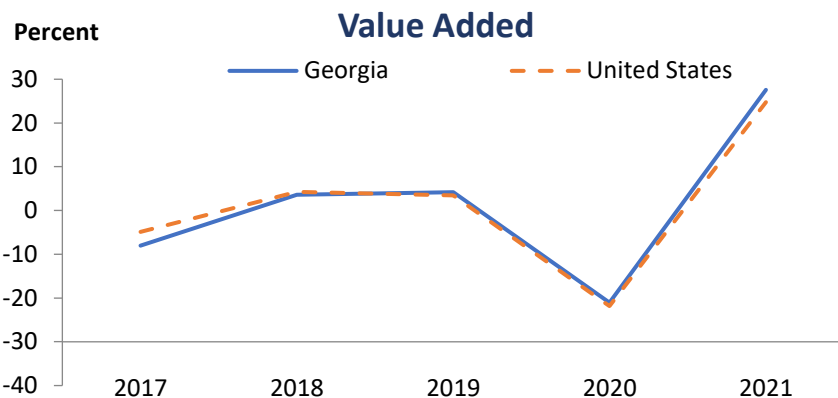
Other ORSA activities include those that take place outside, such as gardening and outdoor concerts.

Supporting ORSA activities are those that contribute to the core activities and include such things as construction, travel and tourism, local trips, and government expenditures.

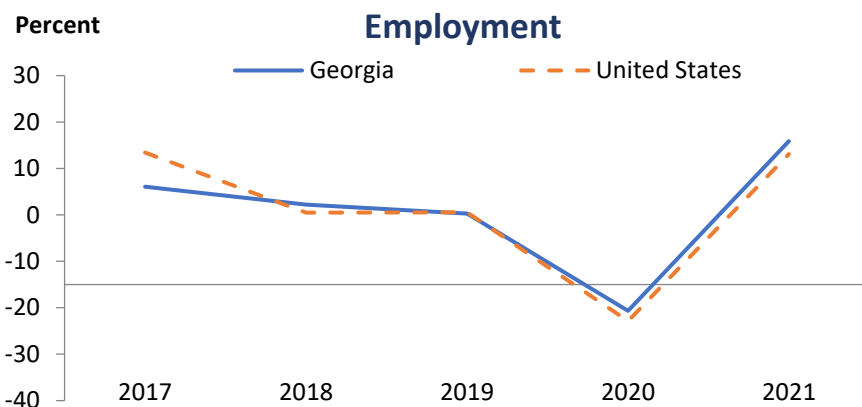
Outdoor Recreation Satellite Account (ORSA)



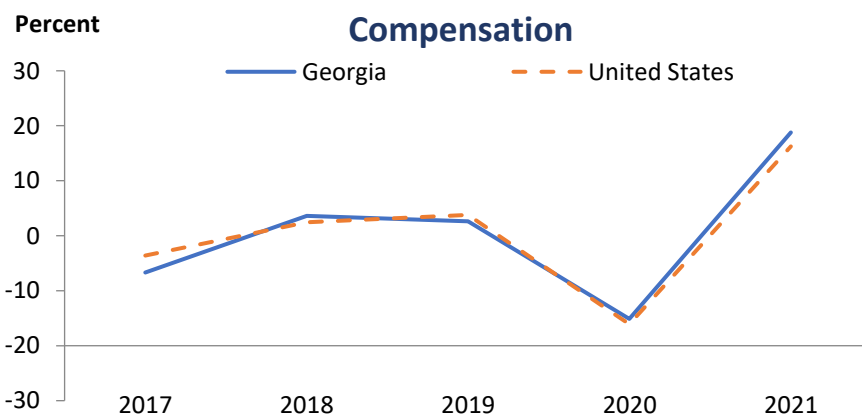
In 2021, Georgia ranked 7th among all states in ORSA value added and 9th among all states in ORSA value-added growth. Since 2020, ORSA value added has grown 27.6 percent in Georgia, compared with an increase of 24.7 percent for the United States.



In 2021, Georgia ranked 7th among all states in ORSA employment and 12th among all states in ORSA employment growth. Since 2020, ORSA employment has grown 15.9 percent in Georgia, compared with an increase of 13.1 percent for the United States.



In 2021, Georgia ranked 6th among all states in ORSA compensation and 10th among all states in ORSA compensation growth. Since 2020, ORSA compensation has grown 18.8 percent in Georgia, compared with an increase of 16.2 percent for the United States. Average compensation per wage-and-salary job in Georgia ORSA industries was \$49,682 in 2021, compared with \$76,401 for all salaried jobs in the state.



ORSA value added consists of the gross output of an industry less its intermediate inputs; the contribution of an industry to gross domestic product.

ORSA employment consists of all wage-and-salary jobs in which workers are engaged in the production of ORSA goods and services.

ORSA compensation consists of the remuneration (including wages and salaries as well as benefits, such as employer contributions to pension and health funds) payable to employees in return for their ORSA work during a given year.