

Outdoor Recreation Satellite Account (ORSA)



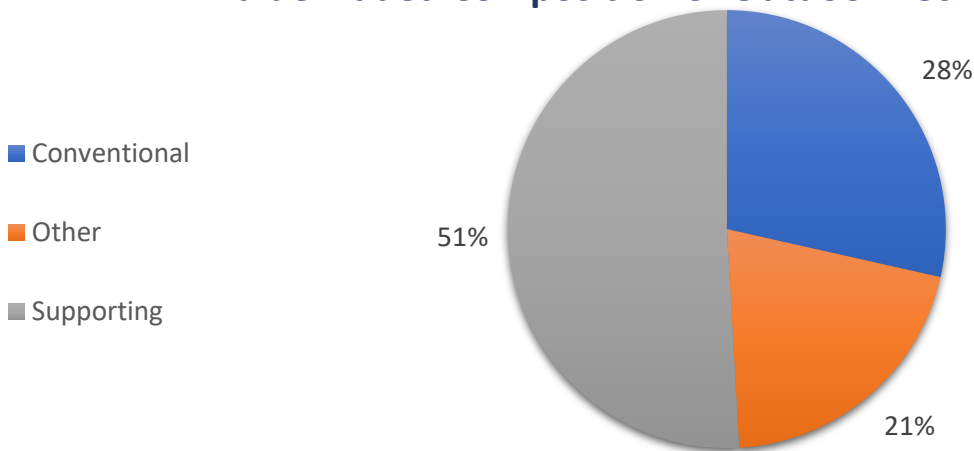
2021—Florida

Value added [gross domestic product]		Employment		Compensation	
ORSA total	Share of state	ORSA total	Share of state	ORSA total	Share of state
\$41.9 billion	3.3%	414,582 jobs	4.5%	\$20.0 billion	2.9%

Value Added by Select ORSA Activity [Thousands of dollars]

Activity	2019	2020	2021	State rank
Boating/Fishing	3,259,345	4,682,331	3,958,277	1
RVing	997,312	1,156,085	1,467,049	4
Hunting/Shooting/Trapping	556,879	534,094	534,146	4
Motorcycling/ATVing	327,367	390,833	429,729	4
Equestrian	295,575	278,281	329,742	4
Climbing/Hiking/Tent Camping	174,806	185,696	261,974	3
Bicycling	150,528	175,669	196,465	4
Recreational Flying	40,989	41,605	42,353	4
Snow Activities	41,649	37,615	36,313	28

Value-Added Composition of Outdoor Recreation Activities



Conventional ORSA activities include traditional outdoor activities, such as camping, hiking, boating, and hunting.

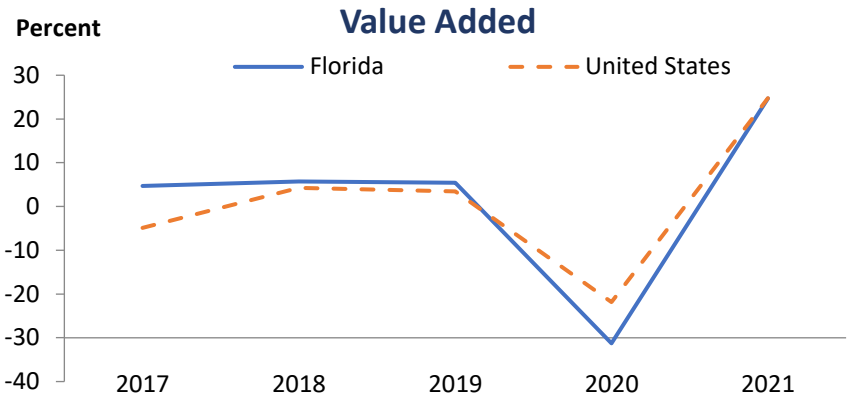
Other ORSA activities include those that take place outside, such as gardening and outdoor concerts.

Supporting ORSA activities are those that contribute to the core activities and include such things as construction, travel and tourism, local trips, and government expenditures.

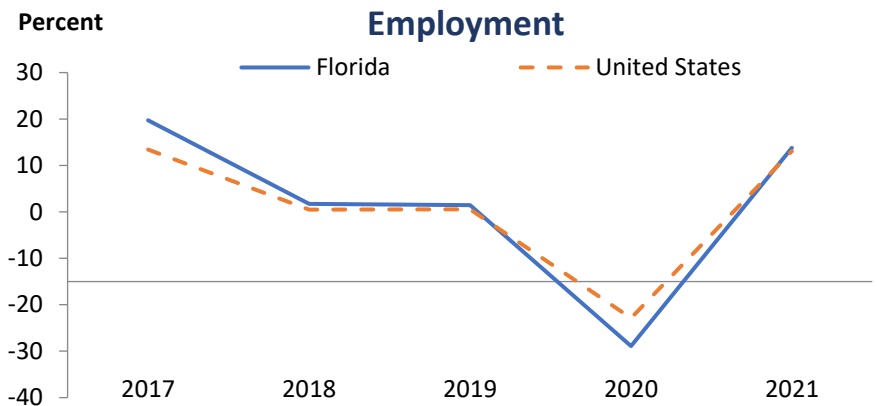
Outdoor Recreation Satellite Account (ORSA)



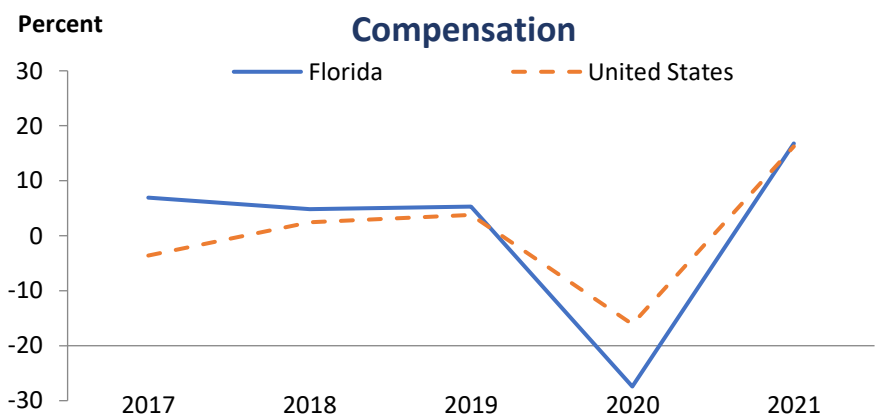
In 2021, Florida ranked 2nd among all states in ORSA value added and 24th among all states in ORSA value-added growth. Since 2020, ORSA value added has grown 24.7 percent in Florida, compared with an increase of 24.7 percent for the United States.



In 2021, Florida ranked 2nd among all states in ORSA employment and 25th among all states in ORSA employment growth. Since 2020, ORSA employment has grown 13.8 percent in Florida, compared with an increase of 13.1 percent for the United States.



In 2021, Florida ranked 2nd among all states in ORSA compensation and 21st among all states in ORSA compensation growth. Since 2020, ORSA compensation has grown 16.8 percent in Florida, compared with an increase of 16.2 percent for the United States. Average compensation per wage-and-salary job in Florida ORSA industries was \$48,244 in 2021, compared with \$74,303 for all salaried jobs in the state.



ORSA value added consists of the gross output of an industry less its intermediate inputs; the contribution of an industry to gross domestic product.

ORSA employment consists of all wage-and-salary jobs in which workers are engaged in the production of ORSA goods and services.

ORSA compensation consists of the remuneration (including wages and salaries as well as benefits, such as employer contributions to pension and health funds) payable to employees in return for their ORSA work during a given year.