

# Outdoor Recreation Satellite Account (ORSA)

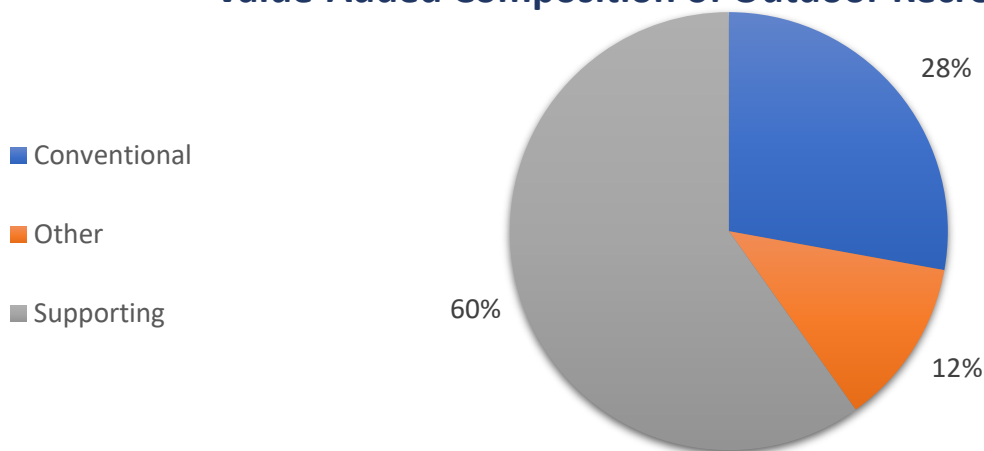


## 2021—Delaware

Value added [gross domestic product]		Employment		Compensation	
ORSA total	Share of state	ORSA total	Share of state	ORSA total	Share of state
<b>\$1.4 billion</b>	<b>1.7%</b>	<b>14,827 jobs</b>	<b>3.2%</b>	<b>\$0.6 billion</b>	<b>1.6%</b>

Value Added by Select ORSA Activity [Thousands of dollars]				
Activity	2019	2020	2021	State rank
Boating/Fishing	62,773	95,441	74,175	47
RVing	36,213	38,274	44,660	48
Motorcycling/ATVing	19,632	19,169	22,023	45
Climbing/Hiking/Tent Camping	7,801	8,191	10,683	50
Hunting/Shooting/Trapping	7,770	8,497	9,567	49
Equestrian	8,372	8,243	9,211	48
Bicycling	4,920	5,760	6,590	45
Snow Activities	6,433	4,839	6,155	47
Recreational Flying	4,626	3,285	3,990	42

### Value-Added Composition of Outdoor Recreation Activities



**Conventional ORSA** activities include traditional outdoor activities, such as camping, hiking, boating, and hunting.

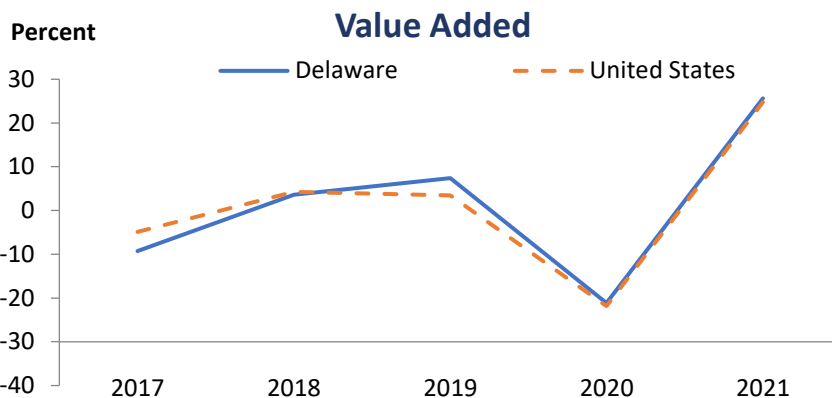
**Other ORSA** activities include those that take place outside, such as gardening and outdoor concerts.

**Supporting ORSA** activities are those that contribute to the core activities and include such things as construction, travel and tourism, local trips, and government expenditures.

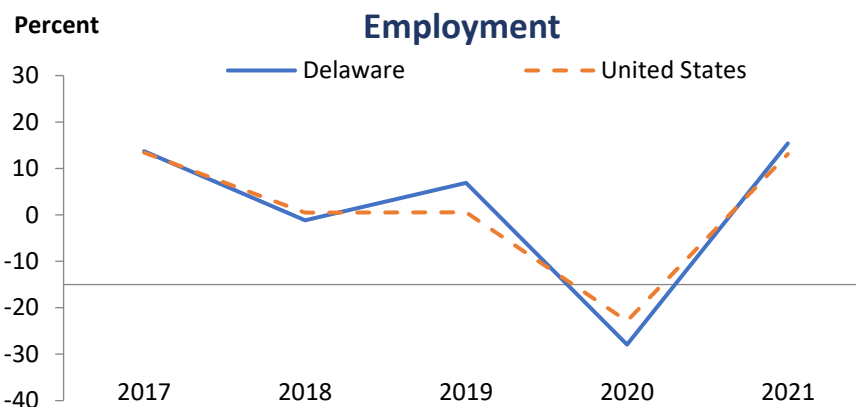
# Outdoor Recreation Satellite Account (ORSA)



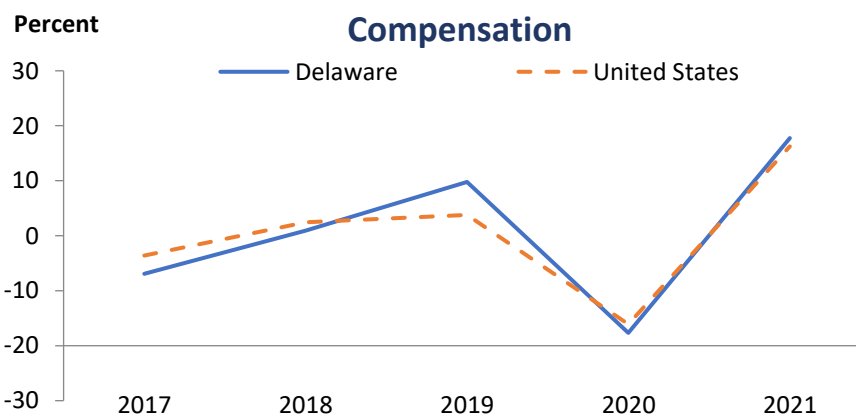
In 2021, Delaware ranked 50th among all states in ORSA value added and 16th among all states in ORSA value-added growth. Since 2020, ORSA value added has grown 25.6 percent in Delaware, compared with an increase of 24.7 percent for the United States.



In 2021, Delaware ranked 48th among all states in ORSA employment and 15th among all states in ORSA employment growth. Since 2020, ORSA employment has grown 15.4 percent in Delaware, compared with an increase of 13.1 percent for the United States.



In 2021, Delaware ranked 50th among all states in ORSA compensation and 14th among all states in ORSA compensation growth. Since 2020, ORSA compensation has grown 17.8 percent in Delaware, compared with an increase of 16.2 percent for the United States. Average compensation per wage-and-salary job in Delaware ORSA industries was \$40,933 in 2021, compared with \$79,924 for all salaried jobs in the state.



**ORSA value added** consists of the gross output of an industry less its intermediate inputs; the contribution of an industry to gross domestic product.

**ORSA employment** consists of all wage-and-salary jobs in which workers are engaged in the production of ORSA goods and services.

**ORSA compensation** consists of the remuneration (including wages and salaries as well as benefits, such as employer contributions to pension and health funds) payable to employees in return for their ORSA work during a given year.