

Outdoor Recreation Satellite Account (ORSA)

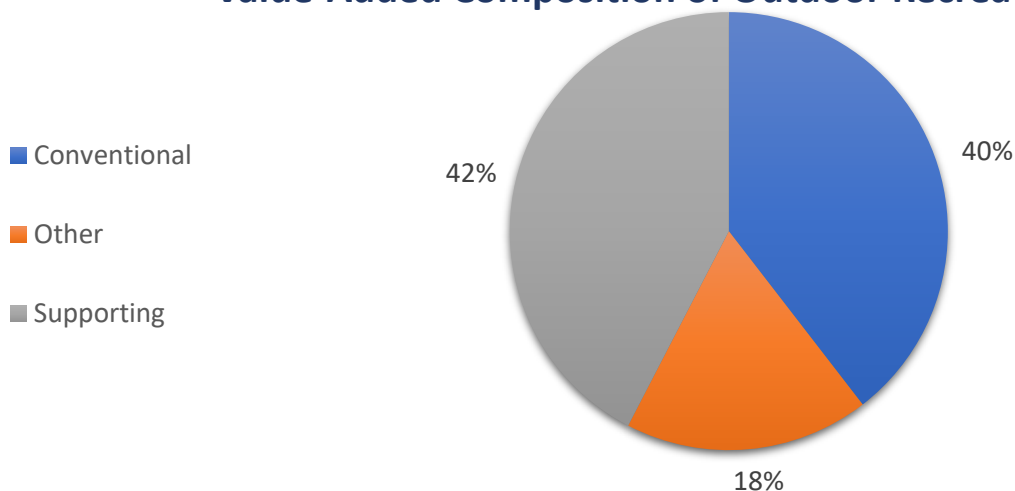


2021—Connecticut

Value added [gross domestic product]		Employment		Compensation	
ORSA total	Share of state	ORSA total	Share of state	ORSA total	Share of state
\$3.9 billion	1.3%	44,065 jobs	2.6%	\$2.0 billion	1.3%

Value Added by Select ORSA Activity [Thousands of dollars]				
Activity	2019	2020	2021	State rank
Boating/Fishing	264,100	385,971	276,097	30
Hunting/Shooting/Trapping	129,018	165,550	179,246	23
RVing	102,621	107,381	115,250	40
Motorcycling/ATVing	77,278	74,913	79,040	31
Climbing/Hiking/Tent Camping	43,958	47,698	66,180	25
Snow Activities	49,998	46,283	44,578	26
Bicycling	26,306	36,076	36,761	23
Equestrian	33,303	30,833	32,953	42
Recreational Flying	14,852	9,752	10,118	31

Value-Added Composition of Outdoor Recreation Activities



Conventional ORSA activities include traditional outdoor activities, such as camping, hiking, boating, and hunting.

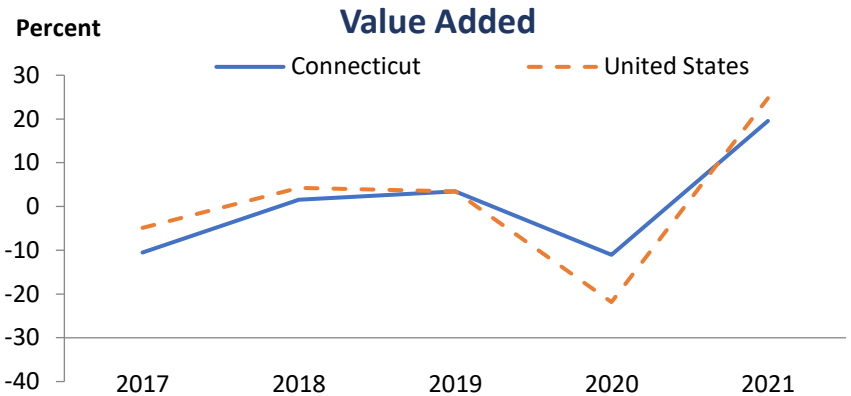
Other ORSA activities include those that take place outside, such as gardening and outdoor concerts.

Supporting ORSA activities are those that contribute to the core activities and include such things as construction, travel and tourism, local trips, and government expenditures.

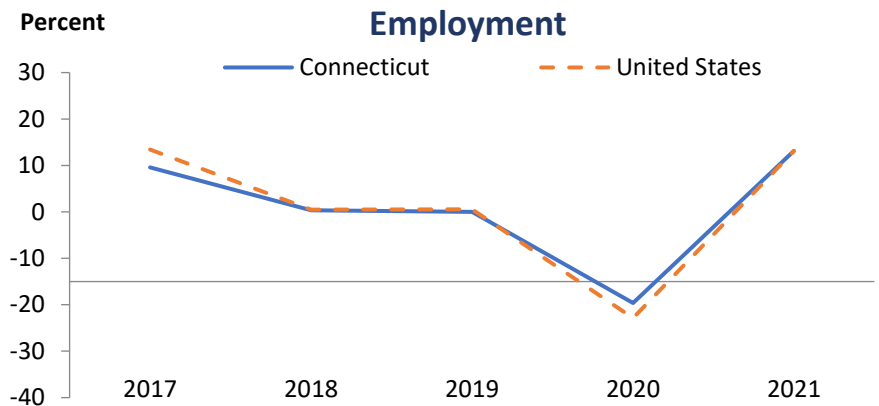
Outdoor Recreation Satellite Account (ORSA)



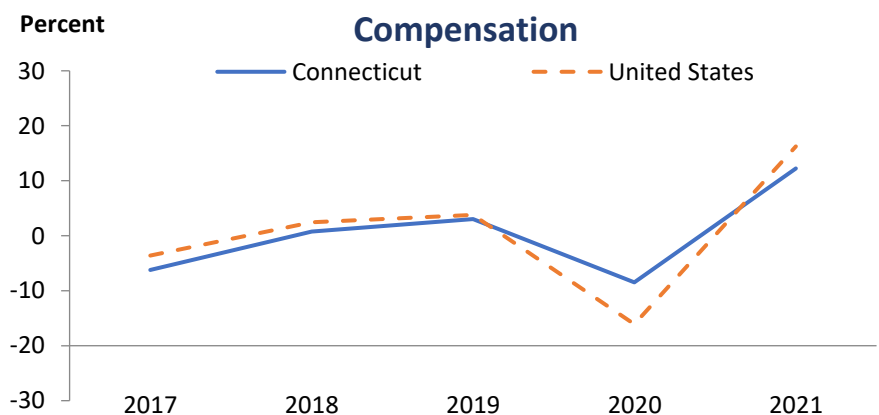
In 2021, Connecticut ranked 33rd among all states in ORSA value added and 43rd among all states in ORSA value-added growth. Since 2020, ORSA value added has grown 19.6 percent in Connecticut, compared with an increase of 24.7 percent for the United States.



In 2021, Connecticut ranked 33rd among all states in ORSA employment and 29th among all states in ORSA employment growth. Since 2020, ORSA employment has grown 13.1 percent in Connecticut, compared with an increase of 13.1 percent for the United States.



In 2021, Connecticut ranked 32nd among all states in ORSA compensation and 45th among all states in ORSA compensation growth. Since 2020, ORSA compensation has grown 12.2 percent in Connecticut, compared with an increase of 16.2 percent for the United States. Average compensation per wage-and-salary job in Connecticut ORSA industries was \$45,755 in 2021, compared with \$92,511 for all salaried jobs in the state.



ORSA value added consists of the gross output of an industry less its intermediate inputs; the contribution of an industry to gross domestic product.

ORSA employment consists of all wage-and-salary jobs in which workers are engaged in the production of ORSA goods and services.

ORSA compensation consists of the remuneration (including wages and salaries as well as benefits, such as employer contributions to pension and health funds) payable to employees in return for their ORSA work during a given year.