

Outdoor Recreation Satellite Account (ORSA)

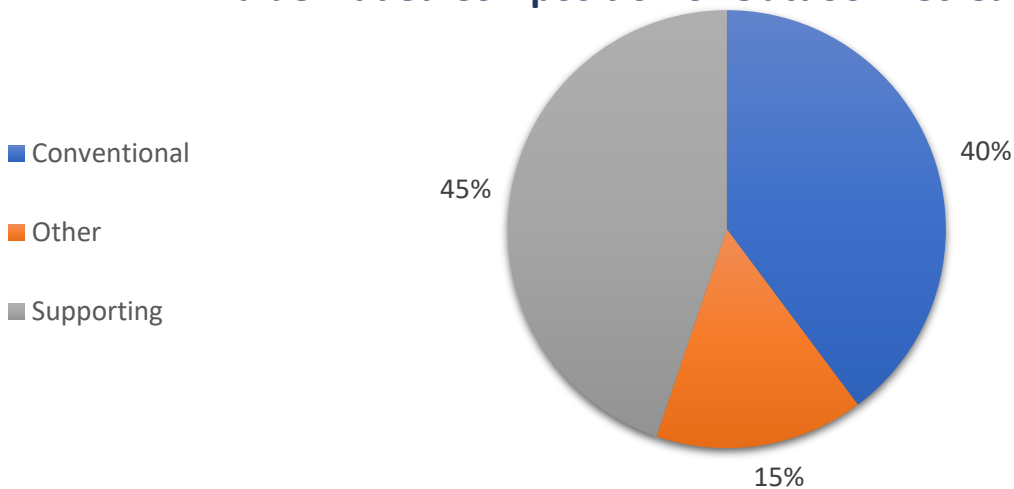


2021—Alabama

Value added [gross domestic product]		Employment		Compensation	
ORSA total	Share of state	ORSA total	Share of state	ORSA total	Share of state
\$5.0 billion	2.0%	58,393 jobs	2.8%	\$2.4 billion	1.7%

Value Added by Select ORSA Activity [Thousands of dollars]				
Activity	2019	2020	2021	State rank
Boating/Fishing	326,285	490,274	405,721	25
RVing	193,023	216,570	287,060	25
Hunting/Shooting/Trapping	103,698	114,091	122,024	32
Equestrian	96,900	87,323	99,325	29
Motorcycling/ATVing	69,819	83,255	95,512	29
Climbing/Hiking/Tent Camping	41,797	44,494	61,791	26
Bicycling	14,073	17,276	19,091	32
Recreational Flying	12,614	9,686	11,300	28
Snow Activities	10,617	11,393	8,943	45

Value-Added Composition of Outdoor Recreation Activities



Conventional ORSA activities include traditional outdoor activities, such as camping, hiking, boating, and hunting.

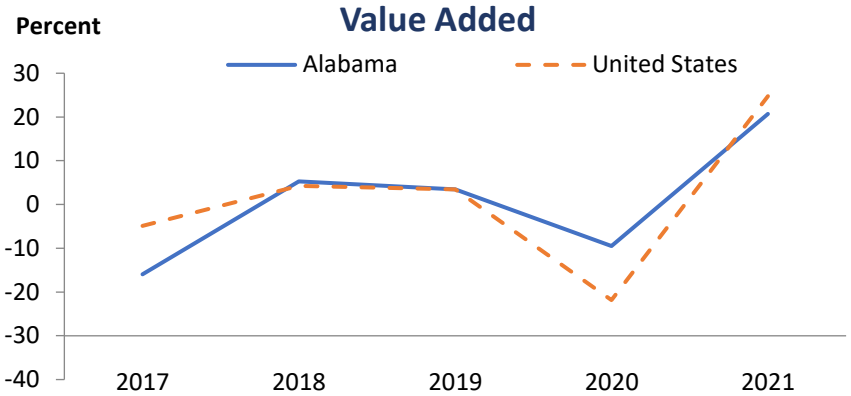
Other ORSA activities include those that take place outside, such as gardening and outdoor concerts.

Supporting ORSA activities are those that contribute to the core activities and include such things as construction, travel and tourism, local trips, and government expenditures.

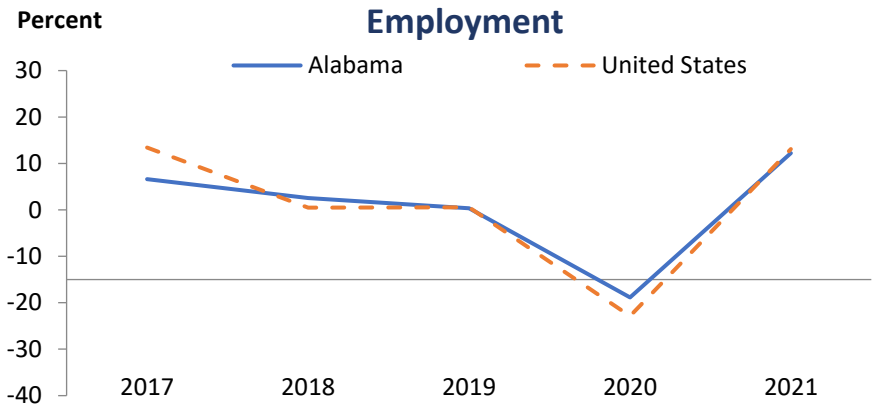
Outdoor Recreation Satellite Account (ORSA)



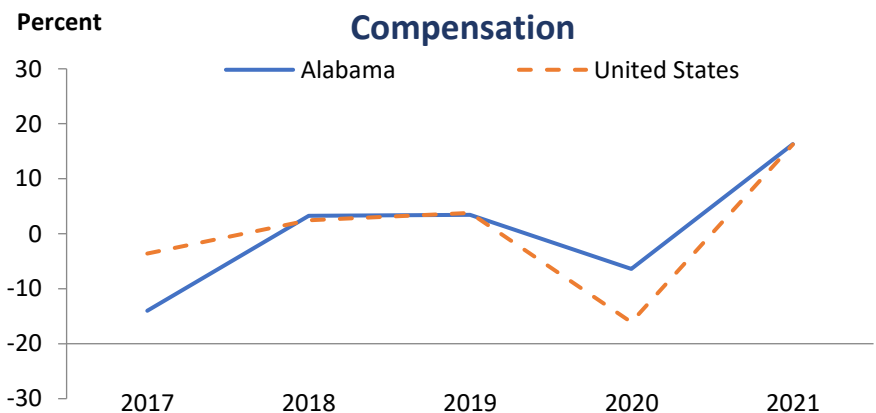
In 2021, Alabama ranked 27th among all states in ORSA value added and 38th among all states in ORSA value-added growth. Since 2020, ORSA value added has grown 20.7 percent in Alabama, compared with an increase of 24.7 percent for the United States.



In 2021, Alabama ranked 26th among all states in ORSA employment and 33rd among all states in ORSA employment growth. Since 2020, ORSA employment has grown 12.2 percent in Alabama, compared with an increase of 13.1 percent for the United States.



In 2021, Alabama ranked 29th among all states in ORSA compensation and 22nd among all states in ORSA compensation growth. Since 2020, ORSA compensation has grown 16.3 percent in Alabama, compared with an increase of 16.2 percent for the United States. Average compensation per wage-and-salary job in Alabama ORSA industries was \$40,673 in 2021, compared with \$66,305 for all salaried jobs in the state.



ORSA value added consists of the gross output of an industry less its intermediate inputs; the contribution of an industry to gross domestic product.

ORSA employment consists of all wage-and-salary jobs in which workers are engaged in the production of ORSA goods and services.

ORSA compensation consists of the remuneration (including wages and salaries as well as benefits, such as employer contributions to pension and health funds) payable to employees in return for their ORSA work during a given year.