

## 2019 - Wyoming

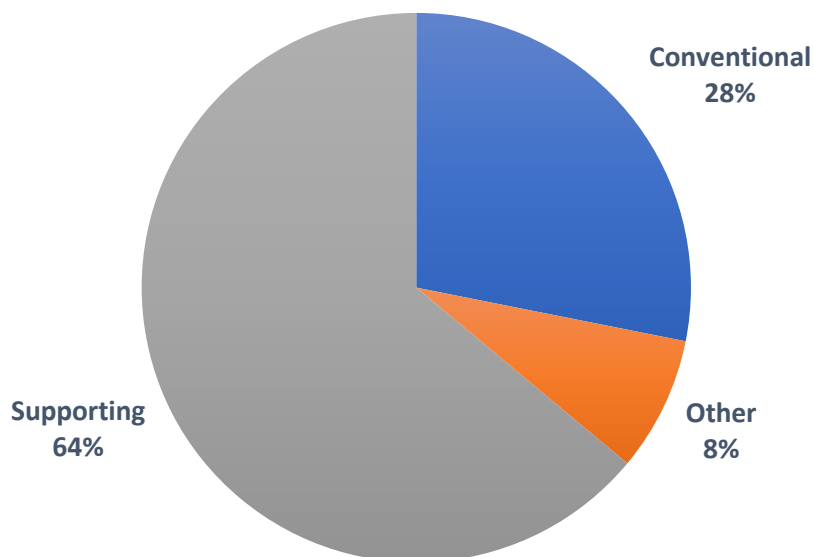
### Outdoor Recreation Satellite Account (ORSA)

Value Added (GDP)		Employment		Compensation	
ORSA Total	Share of State	ORSA Total	Share of State	ORSA Total	Share of State
<b>\$1.7 Billion</b>	<b>4.2%</b>	<b>21,344 Jobs</b>	<b>5.2%</b>	<b>\$0.8 Billion</b>	<b>4.1%</b>

### Value Added by Select ORSA Activity (\$ 000s)

Activity	2017	2018	2019	State Rank
Snow Activities	132,947	141,673	147,491	10
RVing	65,060	71,672	76,116	42
Equestrian	56,187	59,945	60,993	39
Hunting/Shooting/Trapping	48,798	42,770	43,190	43
Boating/Fishing	41,033	41,976	43,148	49
Climbing/Hiking/Tent Camping	16,277	17,938	19,093	40
Motorcycling/ATVing	17,447	17,275	17,373	48
Recreational Flying	3,237	3,524	3,714	46
Bicycling	2,161	2,166	2,245	50

### Value Added Composition of Outdoor Recreation Activities

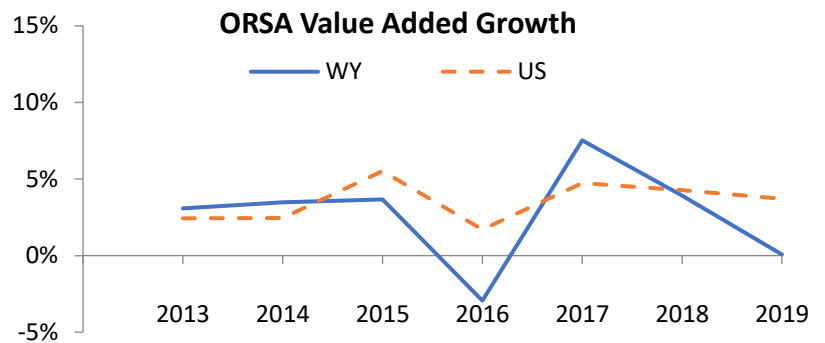


**Conventional ORSA** activities include traditional outdoor activities such as camping, hiking, boating, and hunting.

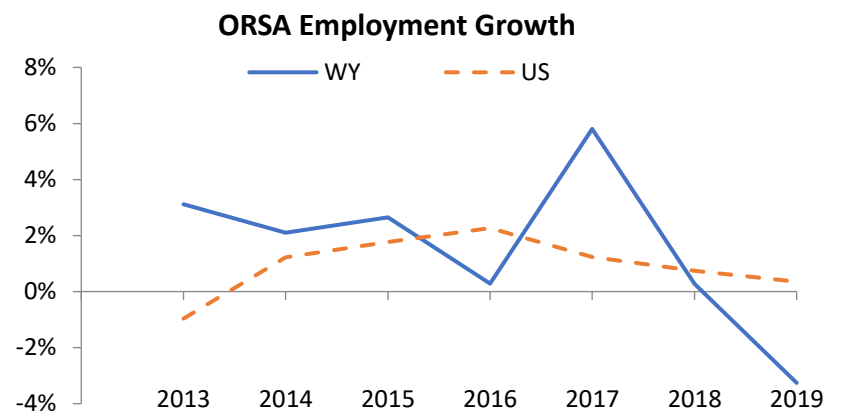
**Other ORSA** activities include those activities that take place outside, such as gardening and outdoor concerts.

**Supporting ORSA** activities, are those that contribute to the core activities and include such things as construction, travel and tourism, local trips, and government expenditures.

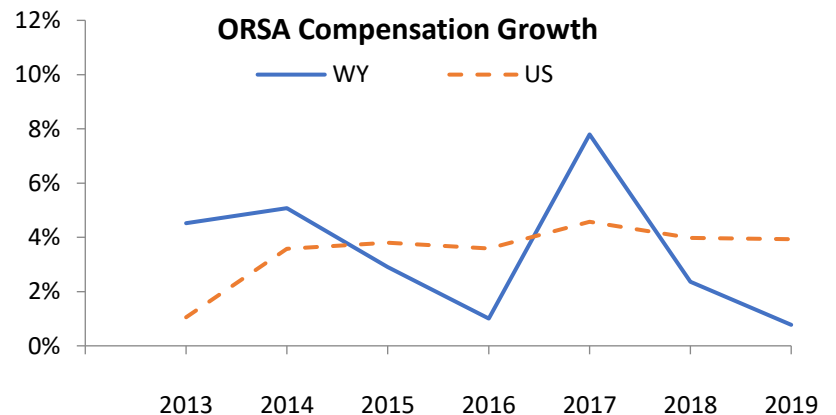
In 2019, Wyoming ranked 45th among all states in ORSA value added, and 49th among all states in ORSA value added growth. Since 2018, ORSA value added has grown 0.1 percent in Wyoming, compared with an increase of 3.7 percent for the U.S.



In 2019, Wyoming ranked 44th among all states in ORSA employment, and 50th among all states in ORSA employment growth. Since 2018, ORSA employment has decreased 3.3 percent in Wyoming, compared with an increase of 0.4 percent for the U.S.



In 2019, Wyoming ranked 44th among all states in ORSA compensation, and 49th among all states in ORSA compensation growth. Since 2018, ORSA compensation has grown 0.8 percent in Wyoming, compared with an increase of 3.9 percent for the U.S.



Average compensation per wage-and-salary job in Wyoming's ORSA industries was \$36,783 in 2019, compared with \$64,835 for all salaried jobs in the state.

**ORSA Value Added (VA)** consists of the gross output of an industry less its intermediate inputs; the contribution of an industry to gross domestic product (GDP).

**ORSA Employment** consists of all wage-and-salary jobs where the workers are engaged in the production of ORSA goods and services.

**ORSA Compensation** consists of the remuneration (including wages and salaries, as well as benefits such as employer contributions to pension and health funds) payable to employees in return for their ORSA work during a given year.