

2020—Ohio

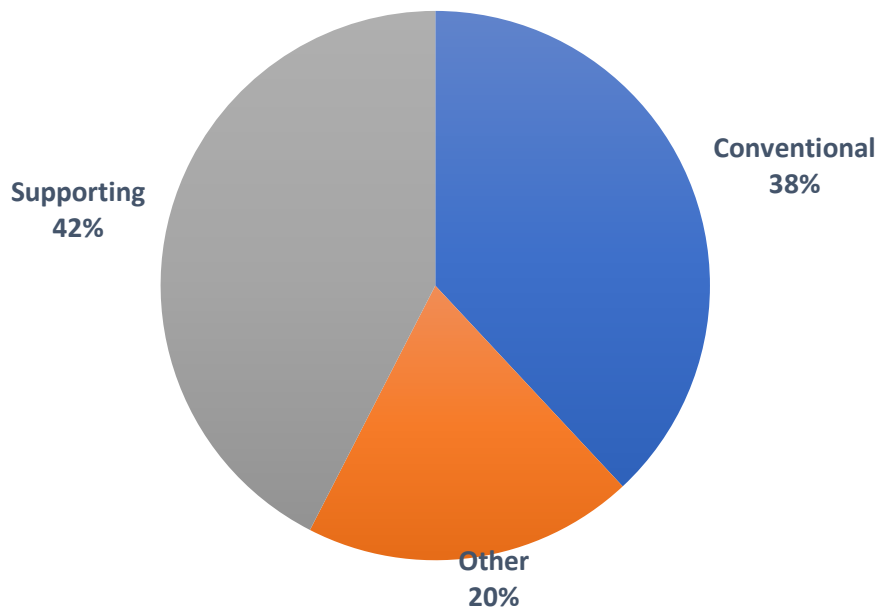
Outdoor Recreation Satellite Account (ORSA)

Value added (GDP)		Employment		Compensation	
ORSA total	Share of state	ORSA total	Share of state	ORSA total	Share of state
\$10.7 billion	1.6%	131,774 jobs	2.5%	\$5.8 billion	1.6%

Value Added by Select ORSA Activity (thousands of dollars)

Activity	2018	2019	2020	State rank
Boating/Fishing	495,460	522,151	698,770	17
RVing	596,333	597,310	680,677	5
Motorcycling/ATVing	233,855	228,346	256,337	9
Hunting/Shooting/Trapping	207,007	204,618	202,554	14
Equestrian	231,585	209,972	187,518	6
Climbing/Hiking/Tent Camping	119,860	125,645	124,985	10
Snow Activities	77,235	78,675	59,281	16
Bicycling	39,692	41,437	45,727	16
Recreational Flying	23,344	26,532	32,995	11

Value-added Composition of Outdoor Recreation Activities

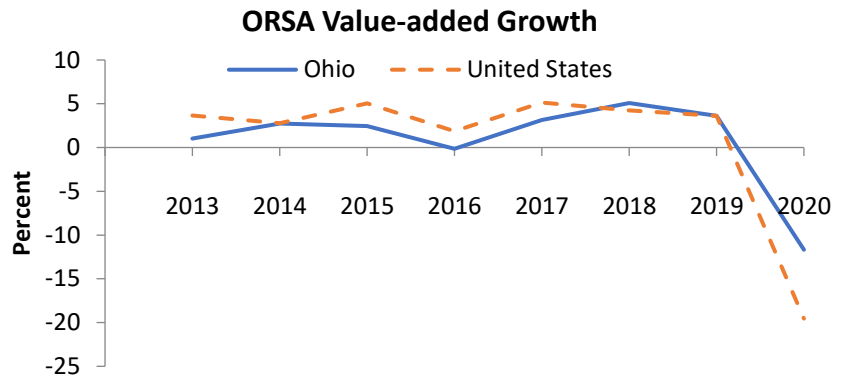


Conventional ORSA activities include traditional outdoor activities such as camping, hiking, boating, and hunting.

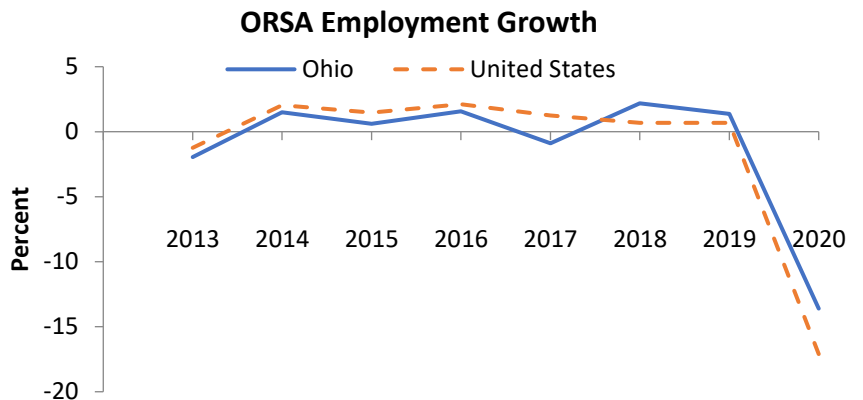
Other ORSA activities include those that take place outside, such as gardening and outdoor concerts.

Supporting ORSA activities are those that contribute to the core activities and include such things as construction, travel and tourism, local trips, and government expenditures.

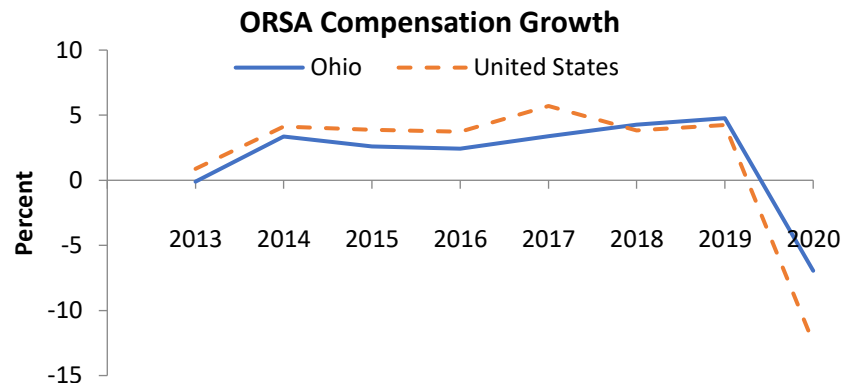
In 2020, Ohio ranked 8th among all states in ORSA value-added and 16th among all states in ORSA value added growth. Since 2019, ORSA value added has decreased 11.7 percent in Ohio, compared with a decrease of 19.5 percent for the United States.



In 2020, Ohio ranked 7th among all states in ORSA employment and 18th among all states in ORSA employment growth. Since 2019, ORSA employment has decreased 13.6 percent in Ohio, compared with a decrease of 17.1 percent for the United States.



In 2020, Ohio ranked 8th among all states in ORSA compensation and 17th among all states in ORSA compensation growth. Since 2019, ORSA compensation has decreased 7 percent in Ohio, compared with a decrease of 12.5 percent for the United States.



Average compensation per wage-and-salary job in Ohio ORSA industries was \$44,374 in 2020, compared with \$69,868 for all salaried jobs in the state.

ORSA value added consists of the gross output of an industry less its intermediate inputs; the contribution of an industry to gross domestic product.

ORSA employment consists of all wage-and-salary jobs in which workers are engaged in the production of ORSA goods and services.

ORSA compensation consists of the remuneration (including wages and salaries, as well as benefits such as employer contributions to pension and health funds) payable to employees in return for their ORSA work during a given year.