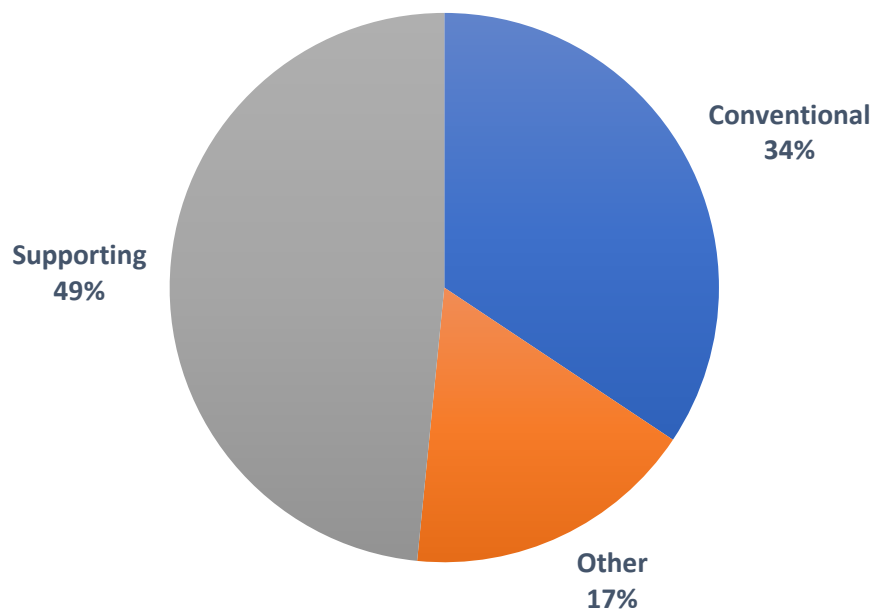


2020—North Carolina Outdoor Recreation Satellite Account (ORSA)

Value added (GDP)		Employment		Compensation	
ORSA total	Share of state	ORSA total	Share of state	ORSA total	Share of state
\$10.0 billion	1.7%	123,647 jobs	2.7%	\$5.2 billion	1.6%

Value Added by Select ORSA Activity (thousands of dollars)				
Activity	2018	2019	2020	State rank
Boating/Fishing	647,327	670,168	807,259	10
RVing	324,934	333,633	368,854	16
Motorcycling/ATVing	207,599	201,491	220,399	11
Hunting/Shooting/Trapping	167,846	178,738	175,378	16
Equestrian	177,173	165,517	142,171	13
Climbing/Hiking/Tent Camping	117,360	130,984	129,451	9
Bicycling	39,471	42,986	48,971	15
Snow Activities	52,594	56,518	45,416	22
Recreational Flying	13,573	16,813	20,527	17

Value-added Composition of Outdoor Recreation Activities

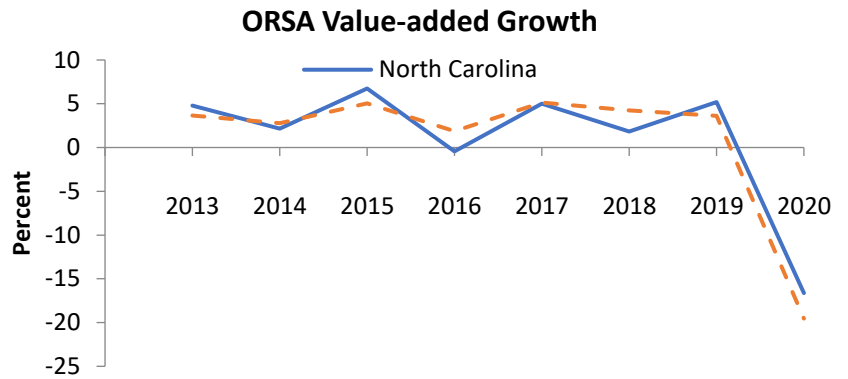


Conventional ORSA activities include traditional outdoor activities such as camping, hiking, boating, and hunting.

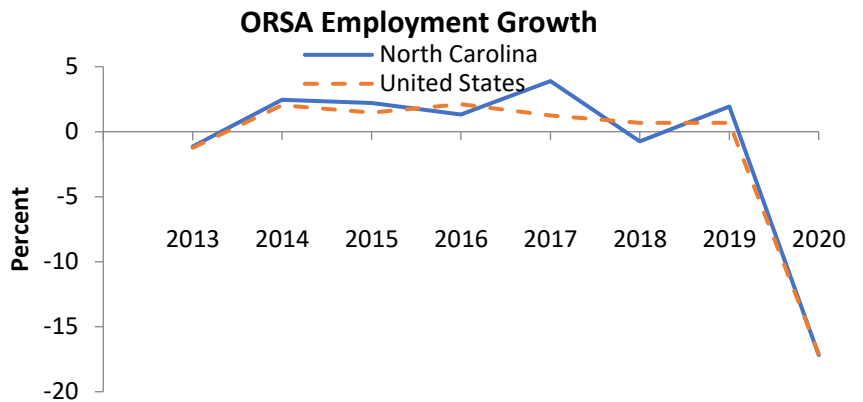
Other ORSA activities include those that take place outside, such as gardening and outdoor concerts.

Supporting ORSA activities are those that contribute to the core activities and include such things as construction, travel and tourism, local trips, and government expenditures.

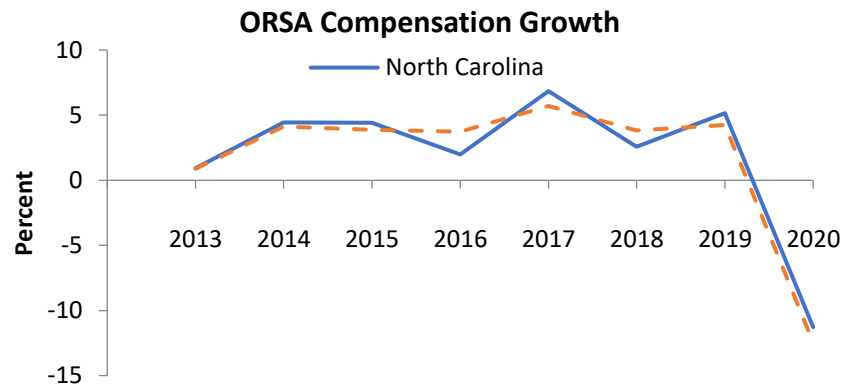
In 2020, North Carolina ranked 10th among all states in ORSA value-added and 27th among all states in ORSA value added growth. Since 2019, ORSA value added has decreased 16.6 percent in North Carolina, compared with a decrease of 19.5 percent for the United States.



In 2020, North Carolina ranked 9th among all states in ORSA employment and 31st among all states in ORSA employment growth. Since 2019, ORSA employment has decreased 17.2 percent in North Carolina, compared with a decrease of 17.1 percent for the United States.



In 2020, North Carolina ranked 11th among all states in ORSA compensation and 28th among all states in ORSA compensation growth. Since 2019, ORSA compensation has decreased 11.3 percent in North Carolina, compared with a decrease of 12.5 percent for the United States.



Average compensation per wage-and-salary job in North Carolina ORSA industries was \$42,349 in 2020, compared with \$69,625 for all salaried jobs in the state.

ORSA value added consists of the gross output of an industry less its intermediate inputs; the contribution of an industry to gross domestic product.

ORSA employment consists of all wage-and-salary jobs in which workers are engaged in the production of ORSA goods and services.

ORSA compensation consists of the remuneration (including wages and salaries, as well as benefits such as employer contributions to pension and health funds) payable to employees in return for their ORSA work during a given year.