

2020—Montana

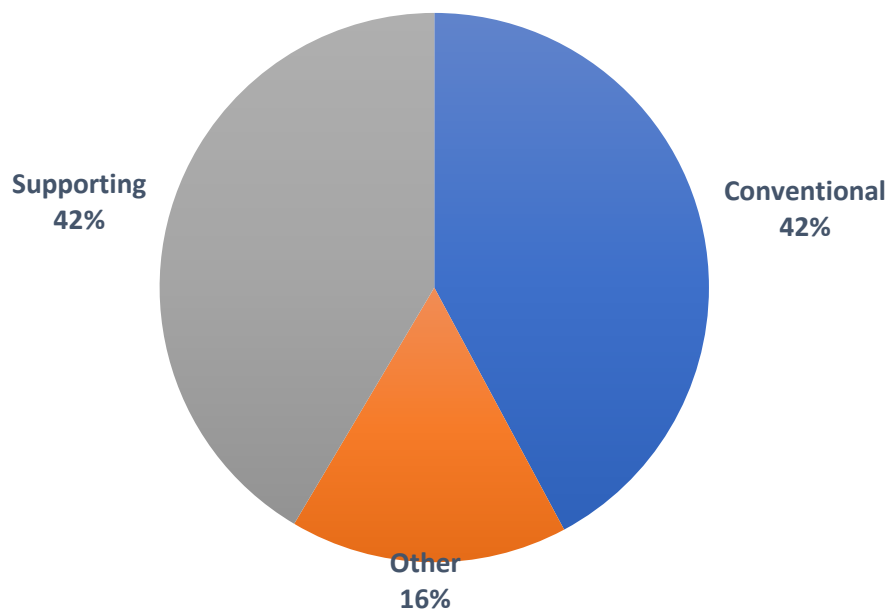
Outdoor Recreation Satellite Account (ORSA)

Value added (GDP)		Employment		Compensation	
ORSA total	Share of state	ORSA total	Share of state	ORSA total	Share of state
\$2.2 billion	4.3%	26,169 jobs	5.4%	\$1.1 billion	3.8%

Value Added by Select ORSA Activity (thousands of dollars)

Activity	2018	2019	2020	State rank
Boating/Fishing	159,304	167,992	288,337	30
RVing	120,755	124,819	139,070	34
Hunting/Shooting/Trapping	71,688	68,890	63,043	38
Equestrian	67,194	67,058	51,706	36
Snow Activities	64,858	66,649	49,342	19
Motorcycling/ATVing	34,512	34,109	37,546	41
Climbing/Hiking/Tent Camping	27,584	29,722	29,665	36
Bicycling	6,260	6,526	7,140	41
Recreational Flying	4,514	5,115	6,084	39

Value-added Composition of Outdoor Recreation Activities

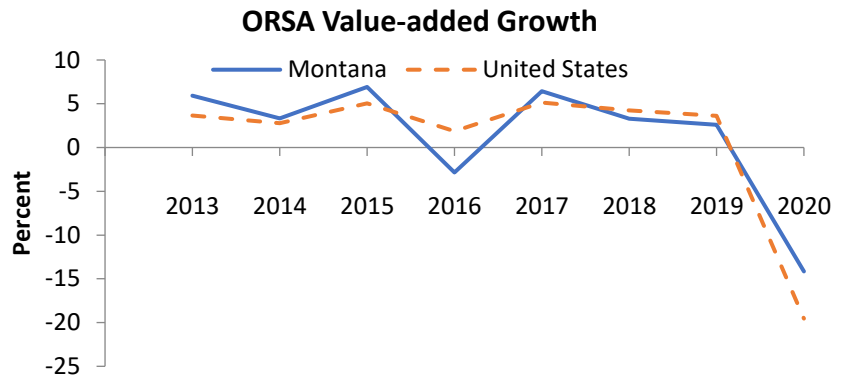


Conventional ORSA activities include traditional outdoor activities such as camping, hiking, boating, and hunting.

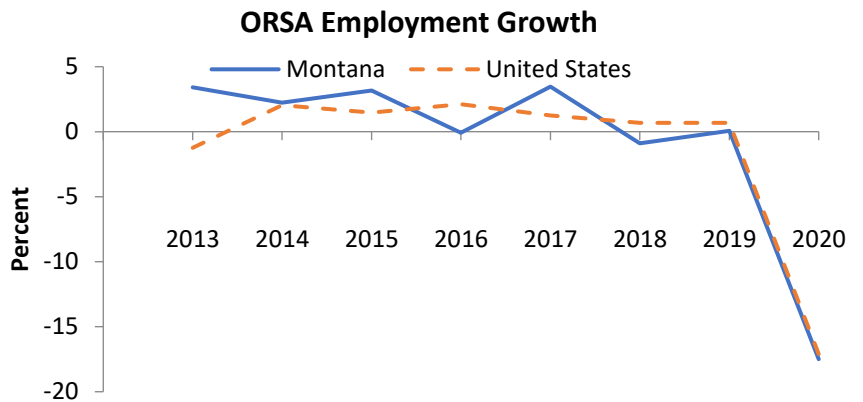
Other ORSA activities include those that take place outside, such as gardening and outdoor concerts.

Supporting ORSA activities are those that contribute to the core activities and include such things as construction, travel and tourism, local trips, and government expenditures.

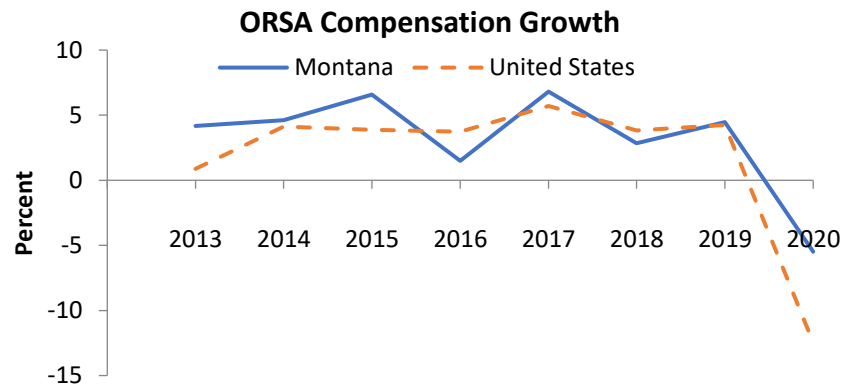
In 2020, Montana ranked 40th among all states in ORSA value-added and 20th among all states in ORSA value added growth. Since 2019, ORSA value added has decreased 14.2 percent in Montana, compared with a decrease of 19.5 percent for the United States.



In 2020, Montana ranked 41st among all states in ORSA employment and 34th among all states in ORSA employment growth. Since 2019, ORSA employment has decreased 17.5 percent in Montana, compared with a decrease of 17.1 percent for the United States.



In 2020, Montana ranked 38th among all states in ORSA compensation and 12th among all states in ORSA compensation growth. Since 2019, ORSA compensation has decreased 5.5 percent in Montana, compared with a decrease of 12.5 percent for the United States.



Average compensation per wage-and-salary job in Montana ORSA industries was \$42,688 in 2020, compared with \$60,076 for all salaried jobs in the state.

ORSA value added consists of the gross output of an industry less its intermediate inputs; the contribution of an industry to gross domestic product.

ORSA employment consists of all wage-and-salary jobs in which workers are engaged in the production of ORSA goods and services.

ORSA compensation consists of the remuneration (including wages and salaries, as well as benefits such as employer contributions to pension and health funds) payable to employees in return for their ORSA work during a given year.