

## 2020—Georgia

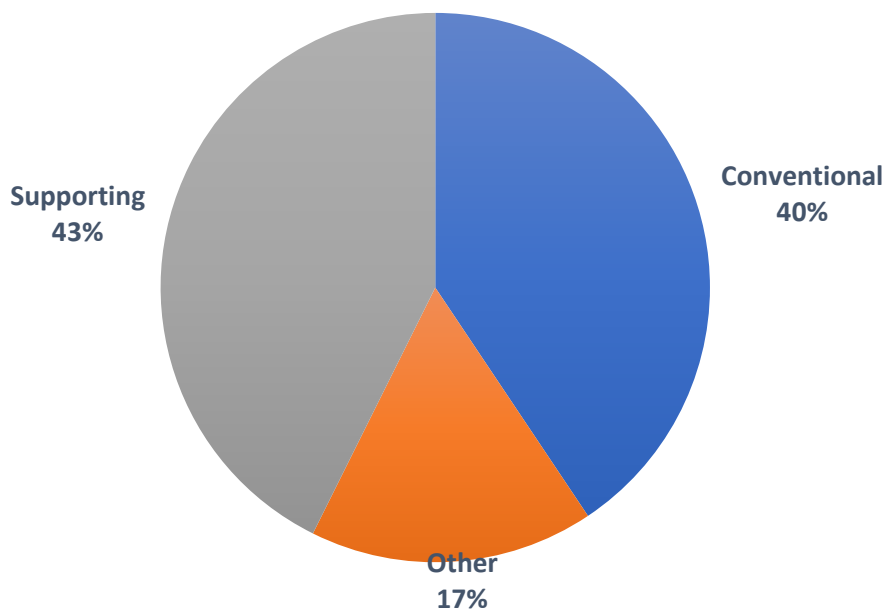
### Outdoor Recreation Satellite Account (ORSA)

Value added (GDP)		Employment		Compensation	
ORSA total	Share of state	ORSA total	Share of state	ORSA total	Share of state
<b>\$10.8 billion</b>	<b>1.7%</b>	<b>131,490 jobs</b>	<b>2.9%</b>	<b>\$6.2 billion</b>	<b>1.9%</b>

### Value Added by Select ORSA Activity (thousands of dollars)

Activity	2018	2019	2020	State rank
Boating/Fishing	634,565	675,182	848,106	8
Hunting/Shooting/Trapping	577,467	626,100	533,194	3
Motorcycling/ATVing	487,962	452,392	465,087	4
RVing	338,889	347,921	387,785	15
Equestrian	149,334	132,214	120,866	18
Climbing/Hiking/Tent Camping	99,624	109,956	112,600	12
Bicycling	46,911	51,023	56,893	12
Recreational Flying	42,767	40,981	54,593	4
Snow Activities	24,060	26,132	33,880	27

### Value-added Composition of Outdoor Recreation Activities

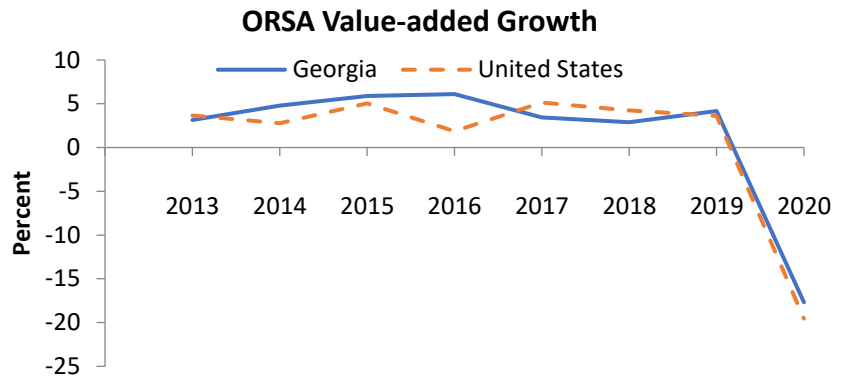


**Conventional ORSA** activities include traditional outdoor activities such as camping, hiking, boating, and hunting.

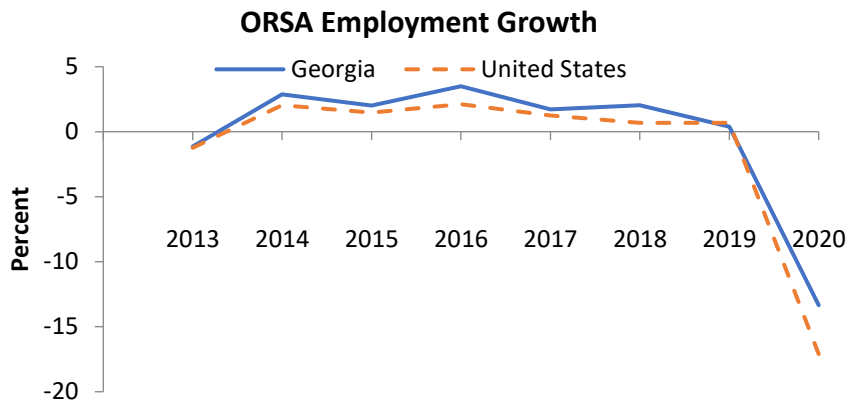
**Other ORSA** activities include those that take place outside, such as gardening and outdoor concerts.

**Supporting ORSA** activities are those that contribute to the core activities and include such things as construction, travel and tourism, local trips, and government expenditures.

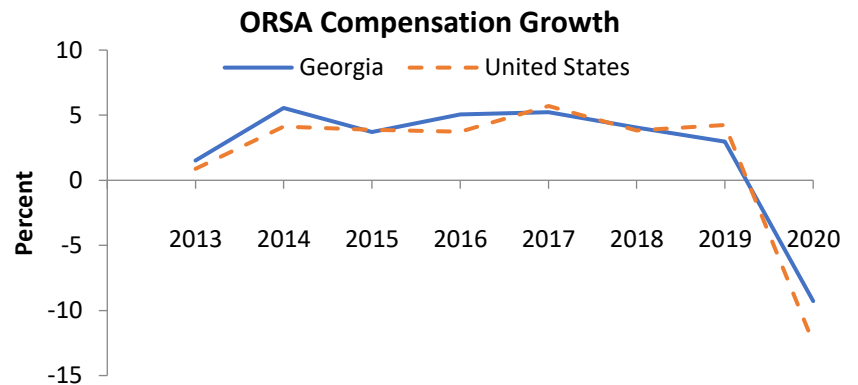
In 2020, Georgia ranked 7th among all states in ORSA value-added and 28th among all states in ORSA value added growth. Since 2019, ORSA value added has decreased 17.7 percent in Georgia, compared with a decrease of 19.5 percent for the United States.



In 2020, Georgia ranked 8th among all states in ORSA employment and 14th among all states in ORSA employment growth. Since 2019, ORSA employment has decreased 13.3 percent in Georgia, compared with a decrease of 17.1 percent for the United States.



In 2020, Georgia ranked 7th among all states in ORSA compensation and 24th among all states in ORSA compensation growth. Since 2019, ORSA compensation has decreased 9.3 percent in Georgia, compared with a decrease of 12.5 percent for the United States.



Average compensation per wage-and-salary job in Georgia ORSA industries was \$47,523 in 2020, compared with \$72,761 for all salaried jobs in the state.

**ORSA value added** consists of the gross output of an industry less its intermediate inputs; the contribution of an industry to gross domestic product.

**ORSA employment** consists of all wage-and-salary jobs in which workers are engaged in the production of ORSA goods and services.

**ORSA compensation** consists of the remuneration (including wages and salaries, as well as benefits such as employer contributions to pension and health funds) payable to employees in return for their ORSA work during a given year.