

2020—Alabama

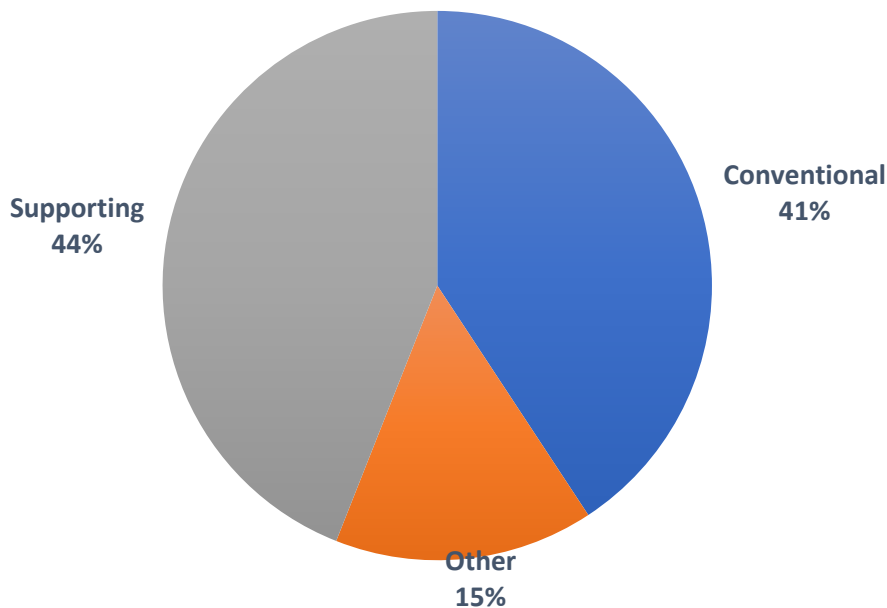
Outdoor Recreation Satellite Account (ORSA)

Value added (GDP)		Employment		Compensation	
ORSA total	Share of state	ORSA total	Share of state	ORSA total	Share of state
\$4.2 billion	1.9%	55,648 jobs	2.7%	\$2.1 billion	1.6%

Value Added by Select ORSA Activity (thousands of dollars)

Activity	2018	2019	2020	State rank
Boating/Fishing	302,058	321,402	403,883	26
RVing	197,812	197,346	221,112	26
Hunting/Shooting/Trapping	104,771	105,208	104,206	31
Motorcycling/ATVing	85,140	86,787	99,144	28
Equestrian	99,593	96,644	82,800	27
Climbing/Hiking/Tent Camping	45,548	48,942	48,541	26
Recreational Flying	12,781	13,433	15,711	25
Bicycling	12,159	12,823	14,374	31
Snow Activities	9,026	9,220	7,795	45

Value-added Composition of Outdoor Recreation Activities

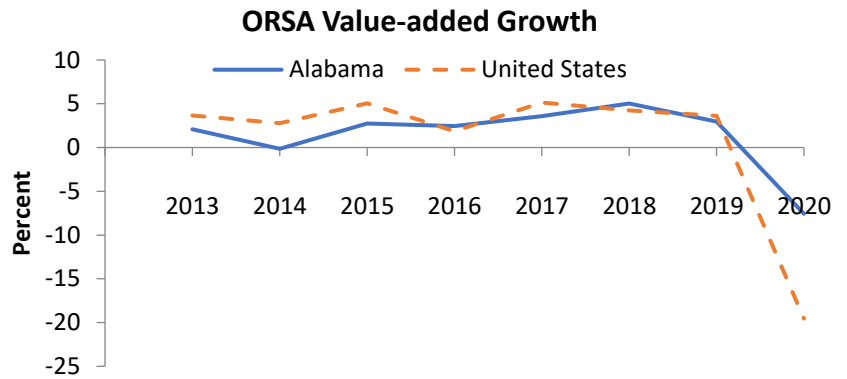


Conventional ORSA activities include traditional outdoor activities such as camping, hiking, boating, and hunting.

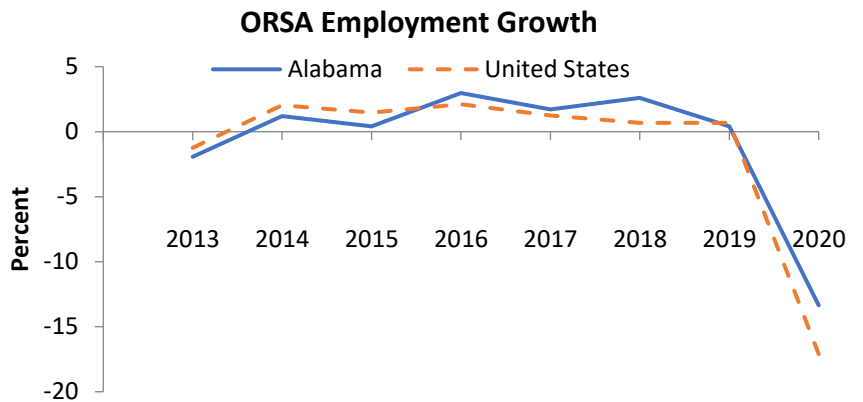
Other ORSA activities include those that take place outside, such as gardening and outdoor concerts.

Supporting ORSA activities are those that contribute to the core activities and include such things as construction, travel and tourism, local trips, and government expenditures.

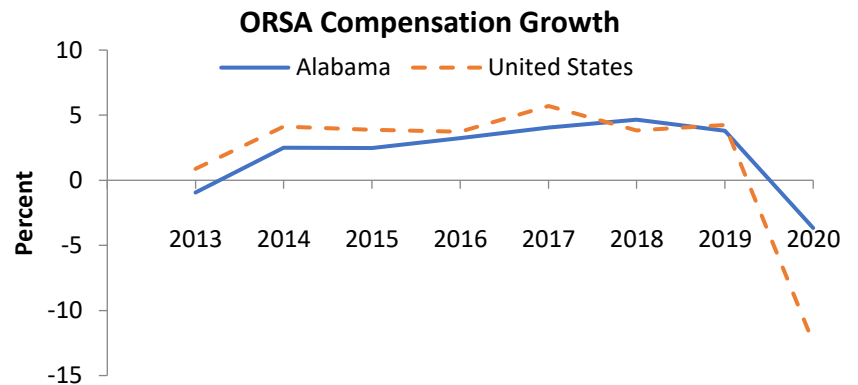
In 2020, Alabama ranked 27th among all states in ORSA value-added and 5th among all states in ORSA value added growth. Since 2019, ORSA value added has decreased 7.6 percent in Alabama, compared with a decrease of 19.5 percent for the United States.



In 2020, Alabama ranked 27th among all states in ORSA employment and 15th among all states in ORSA employment growth. Since 2019, ORSA employment has decreased 13.4 percent in Alabama, compared with a decrease of 17.1 percent for the United States.



In 2020, Alabama ranked 28th among all states in ORSA compensation and 7th among all states in ORSA compensation growth. Since 2019, ORSA compensation has decreased 3.7 percent in Alabama, compared with a decrease of 12.5 percent for the United States.



Average compensation per wage-and-salary job in Alabama ORSA industries was \$38,028 in 2020, compared with \$63,422 for all salaried jobs in the state.

ORSA value added consists of the gross output of an industry less its intermediate inputs; the contribution of an industry to gross domestic product.

ORSA employment consists of all wage-and-salary jobs in which workers are engaged in the production of ORSA goods and services.

ORSA compensation consists of the remuneration (including wages and salaries, as well as benefits such as employer contributions to pension and health funds) payable to employees in return for their ORSA work during a given year.