

2019 - Montana

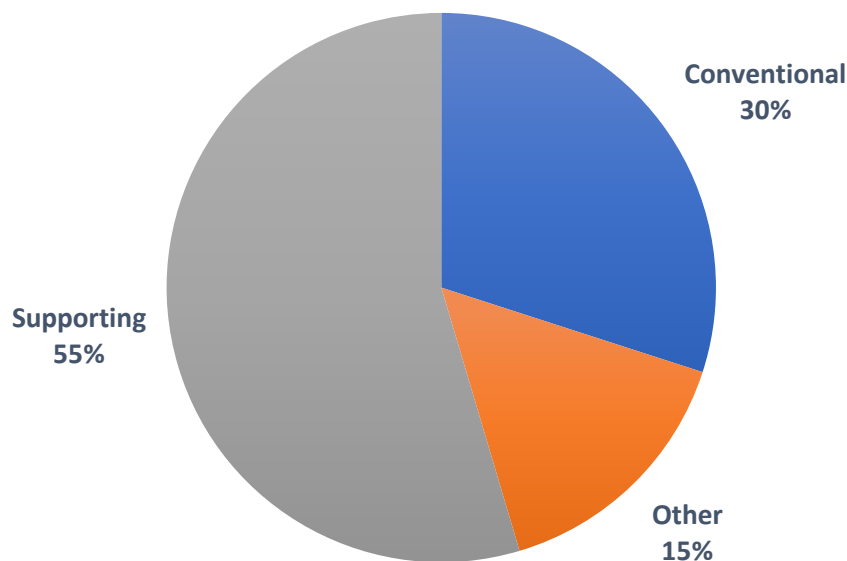
Outdoor Recreation Satellite Account (ORSA)

Value Added (GDP)		Employment		Compensation	
ORSA Total	Share of State	ORSA Total	Share of State	ORSA Total	Share of State
\$2.5 Billion	4.7%	31,598 Jobs	4.5%	\$1.2 Billion	4.1%

Value Added by Select ORSA Activity (\$ 000s)

Activity	2017	2018	2019	State Rank
Boating/Fishing	149,661	154,799	164,490	34
RVing	115,854	125,303	132,371	34
Equestrian	81,974	88,685	90,836	36
Hunting/Shooting/Trapping	73,666	74,406	81,207	36
Snow Activities	61,974	63,511	63,354	21
Motorcycling/ATVing	31,009	31,951	33,107	42
Climbing/Hiking/Tent Camping	28,821	31,008	32,034	32
Bicycling	6,555	6,469	6,570	39
Recreational Flying	5,526	6,044	6,446	39

Value Added Composition of Outdoor Recreation Activities

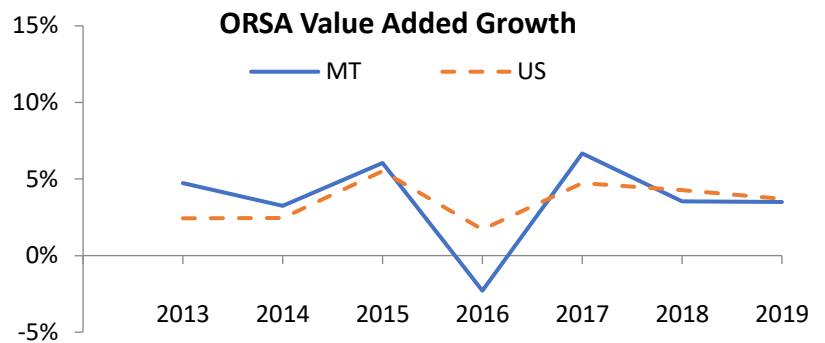


Conventional ORSA activities include traditional outdoor activities such as camping, hiking, boating, and hunting.

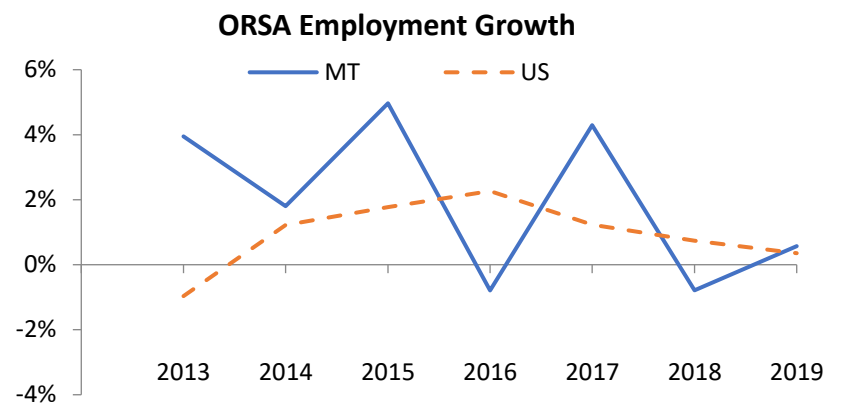
Other ORSA activities include those activities that take place outside, such as gardening and outdoor concerts.

Supporting ORSA activities, are those that contribute to the core activities and include such things as construction, travel and tourism, local trips, and government expenditures.

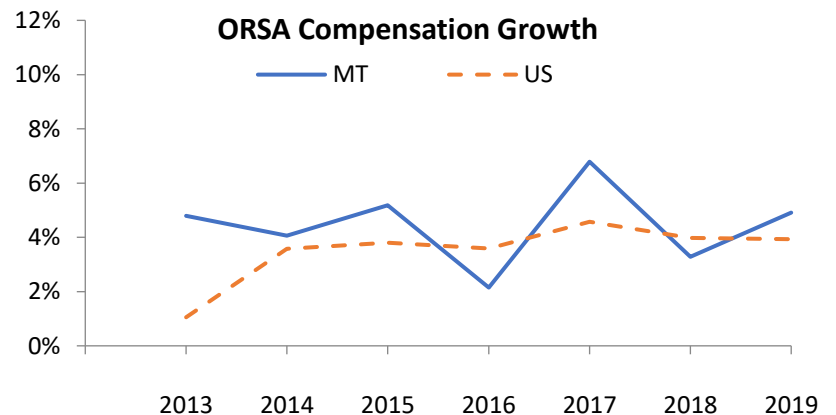
In 2019, Montana ranked 40th among all states in ORSA value added, and 30th among all states in ORSA value added growth. Since 2018, ORSA value added has grown 3.5 percent in Montana, compared with an increase of 3.7 percent for the U.S.



In 2019, Montana ranked 42nd among all states in ORSA employment, and 24th among all states in ORSA employment growth. Since 2018, ORSA employment has grown 0.6 percent in Montana, compared with an increase of 0.4 percent for the U.S.



In 2019, Montana ranked 41st among all states in ORSA compensation, and 16th among all states in ORSA compensation growth. Since 2018, ORSA compensation has grown 4.9 percent in Montana, compared with an increase of 3.9 percent for the U.S.



Average compensation per wage-and-salary job in Montana's ORSA industries was \$36,506 in 2019, compared with \$56,278 for all salaried jobs in the state.

ORSA Value Added (VA) consists of the gross output of an industry less its intermediate inputs; the contribution of an industry to gross domestic product (GDP).

ORSA Employment consists of all wage-and-salary jobs where the workers are engaged in the production of ORSA goods and services.

ORSA Compensation consists of the remuneration (including wages and salaries, as well as benefits such as employer contributions to pension and health funds) payable to employees in return for their ORSA work during a given year.