

2019 - Maine

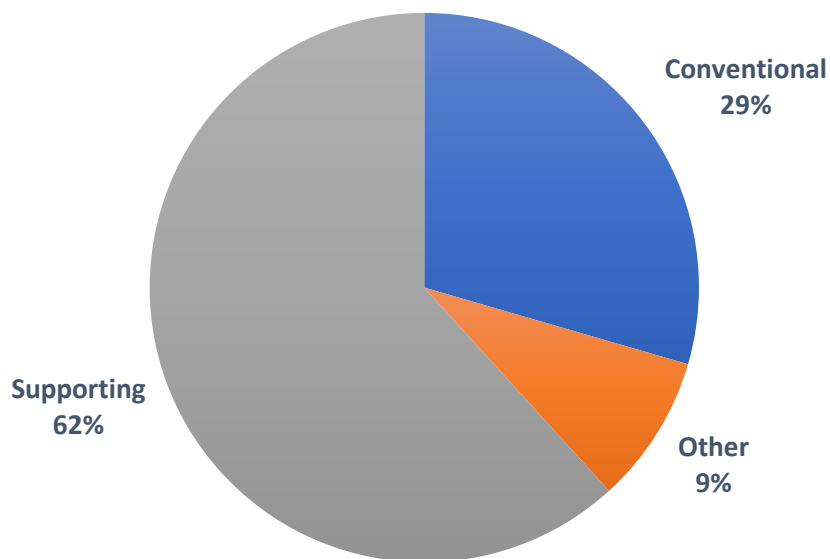
Outdoor Recreation Satellite Account (ORSA)

Value Added (GDP)		Employment		Compensation	
ORSA Total	Share of State	ORSA Total	Share of State	ORSA Total	Share of State
\$2.9 Billion	4.2%	40,069 Jobs	4.7%	\$1.4 Billion	3.4%

Value Added by Select ORSA Activity (\$ 000s)

Activity	2017	2018	2019	State Rank
Boating/Fishing	262,064	275,030	284,398	27
RVing	135,230	143,620	151,587	31
Snow Activities	60,471	62,433	63,881	20
Hunting/Shooting/Trapping	46,603	45,717	53,407	41
Equestrian	28,437	32,945	34,403	44
Climbing/Hiking/Tent Camping	26,144	28,574	29,578	33
Motorcycling/ATVing	26,983	26,711	28,502	43
Bicycling	4,620	4,713	4,917	43
Recreational Flying	3,501	3,603	4,126	45

Value Added Composition of Outdoor Recreation Activities

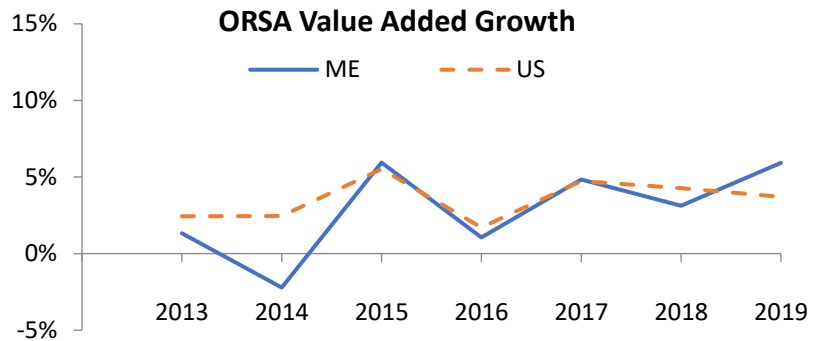


Conventional ORSA activities include traditional outdoor activities such as camping, hiking, boating, and hunting.

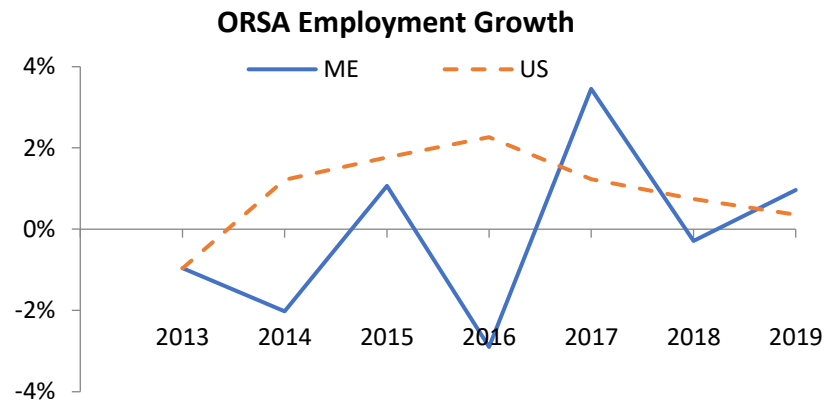
Other ORSA activities include those activities that take place outside, such as gardening and outdoor concerts.

Supporting ORSA activities, are those that contribute to the core activities and include such things as construction, travel and tourism, local trips, and government expenditures.

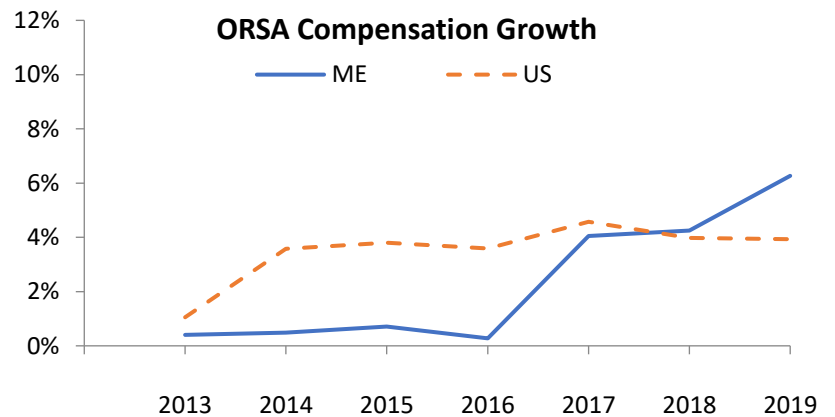
In 2019, Maine ranked 36th among all states in ORSA value added, and 4th among all states in ORSA value added growth. Since 2018, ORSA value added has grown 5.9 percent in Maine, compared with an increase of 3.7 percent for the U.S.



In 2019, Maine ranked 35th among all states in ORSA employment, and 18th among all states in ORSA employment growth. Since 2018, ORSA employment has grown 1 percent in Maine, compared with an increase of 0.4 percent for the U.S.



In 2019, Maine ranked 36th among all states in ORSA compensation, and 3rd among all states in ORSA compensation growth. Since 2018, ORSA compensation has grown 6.3 percent in Maine, compared with an increase of 3.9 percent for the U.S.



Average compensation per wage-and-salary job in Maine's ORSA industries was \$33,787 in 2019, compared with \$60,325 for all salaried jobs in the state.

ORSA Value Added (VA) consists of the gross output of an industry less its intermediate inputs; the contribution of an industry to gross domestic product (GDP).

ORSA Employment consists of all wage-and-salary jobs where the workers are engaged in the production of ORSA goods and services.

ORSA Compensation consists of the remuneration (including wages and salaries, as well as benefits such as employer contributions to pension and health funds) payable to employees in return for their ORSA work during a given year.